


Piano Concerto

for pianist with live camera and orchestra

score



Kristine Tjøgersen 2019
rev. 2025



Kristine Tjøgersen: Piano Concerto (2019 - rev. 2025 for Orchestra)

Orchestra version commissioned and premiered by Ensemble Resonanz conducted by Riccardo Minasi at Beethovenfest Bonn 04.09.2025 with Ellen Ugelvik as soloist

Duration: approx. 30 minutes

Transposed score

Flute 1 Birdcall (song thrush)

Flute 2/Piccolo

Flute 3/Piccolo Hexbug
Baking paper

Oboe 1 Hexbug
Baking paper
Bird call (song thrush)
Wind/bird call

Oboe 2/English Horn
Wind/bird call

Clarinet 1 in Bb Hexbug
Aluminium foil

Clarinet 2 in Bb/Bass Clarinet
Hexbug
Aluminium foil

Bassoon 1 Slide whistle (prepared with tack-it)
Baking paper
Hexbug
Balloon

Bassoon 2 Slide whistle (prepared with tack-it)
Balloon

Horn 1 in F Syringe with water
Hexbug
Aluminium foil

Horn 2 in F Syringe with water
Willow stick

Trumpet 1 in C Syringe with water
Harmon mute with stem
Plectrum
Wavy cardboard

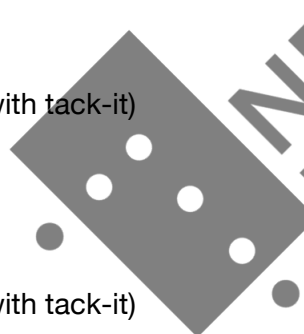
Trumpet 2 in C Syringe with water
Harmon mute with stem
Plectrum
Wavy cardboard

Trombone 1 Slide whistle (prepared with tack-it)
Syringe with water
Harmon mute with stem
Hexbug
Aluminium foil
Wind/bird call

Trombone 2 Slide whistle (prepared with tack-it)
Harmon mute with stem
Syringe with water
Wind/bird call
Willow stick



Hexbugs



NB
noter

This music is copyright protected



Wind/bird call



Birdcall song thrush



Slide whistle (prepared with tack-it)

Percussion 1

Bass Drum
Brush
Metal Bowl in H 1
Bowl with water
Wine glasses tuned in G2 and D3
Small bell tuned in E3
Vibraphone
Bow
Air spray
Temple Block
Reibestab (rasping stick)
Thunder tube
Plastic tube with grooves



Footpump

Percussion 2

Bass Drum
Brush
Metal Bowl tuned in Bb 1
Bowl with water
Bow
Small bell tuned in quartertone low F3
Bucket with water and footpump
Wind Wand
Willow stick
Air spray
Temple Block
Reibestab (rasping stick)
Chain
Hex Bug spider
Hard Paper



Air Spray

Timpani/Percussion 3

Timpani
Brush
Large China Cymbal
Soft Mallets
Crotales tuned in G1, D2
Bow
Willow stick
Rubber ball stick (superball)
Wavy plastic sheet
plectrum/coin



Hex Bug spider

Violin 1

Pencil

Violin 2

Pencil

Viola

Pencil

Cello

Squared plastic chopstick


Contrabass

Tube Bow* for all bass players



Wind Wand

*How to make tube-bow



Plastic tube 16 mm wide

+

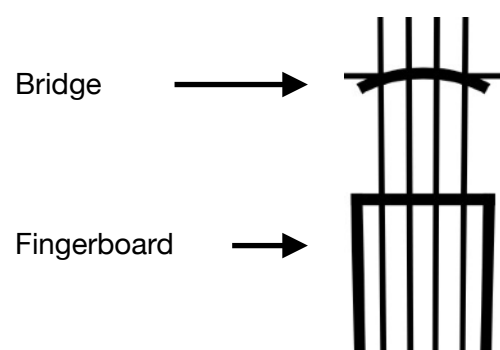
bamboo flower stick



= tube bow

STRINGS NOTATION

Bridge Key



Piano instrumentarium:

70-100 model railway spruce trees glued on to strong magnets
3 woodland trees
1 superballet mallet
1 music stand light
molton + cardboard with molton
1 airspray
1 large rectangular glass
small metal bowls
magnets
spatula
rubber plectrum
filter for stage light

1 electronic cigarette

2 plastic paint scrapers



Rider Piano Concerto:

Sound

Piano amplification:

- 4 x 4099 inkl. Spezialhalterungen DPA + DAD-Adapter DPA, Kleinmikrofon Superniere, schwarz, microdot-Anschluß (or similar)

Lighting provided by venue:

10 moving washes for front and ambient light for artist.

Martin Aura or similar.

1x Lighting console GrandMA2 or similar.

5x black mic stands with solid base with shot-bags (sandbags)

5x Astera Pixel-brick full kit with lenses.

1x Astera controller. WDMX.



Video - technical needs

- Video screen: We need a big projection screen, in ratio 16:9.

Preferably covering the whole back wall of the stage area. - Please contact us regarding which alternatives you have, and we'll find a solution together.

If the back wall at the venue is white colored, it might be possible to skip the screen. Please send us some pictures and drawings of the room, and we can look into it.

- A bright projector, covering the whole screen area
- It is important to avoid the projector hitting the piano soloist. Meaning, the position of the projector should either be in the ceiling of the room.
- Please contact us regarding projector alternatives (models and positions), as the brightness needed for the projector depends on the size of the screen.
- Blending of the space: it is important that it is possible to black out / blend the whole room.
- SDI cable from grand piano position on stage, to FOH position (behind the audience area). Please make sure that there is 5m extra cable from the keyboard end of the grand piano (so that the camera attached to the cable, can be easily moved around the instrument).
- Direct power (16A, 230V) for the camera. Located at the grand piano position.
 - - HDMI connection at FOH, to connect to main projector
 - - HDMI connection at FOH, to connect to projector for ceiling projection at the end of the piece
- A bright projector to project in the ceiling


Video provided by us:


1x Camera (Marshall Electronics CV503) with long SDI cable.

1x SDI to HDMI converter

1x HDMI Cable

1x mac with Qlab to run video.





Piano Concerto

for Ellen Ugelvik

Orchestra version written for Ensemble Resonanz

I - Grinding the soil

♩ = 126 *intense and energetic*

Kristine Tjøgersen 2019
rev. 2025

A

Musical score for woodwinds and percussion. The score includes parts for Flute 1, Flute 2/Piccolo, Flute 3/Piccolo, Oboe 1, Oboe 2/English Horn, Clarinet 1 in Bb, Clarinet 2 in Bb/Bass Clarinet, Bassoon 1, Bassoon 2, Horn in F 1, Horn in F 2, Trumpet in C 1, Trumpet in C 2, Trombone 1, Trombone 2, Percussion 1, Percussion 2, and Timpani. The music is in 4/4 time and consists of a series of rests across all staves.

♩ = 126

▲ 60°
scrape strings with triangular paint shapers of plastic,
one in each hand

Musical score for Piano. The score is in 4/4 time and features a series of rests in the right hand. The left hand has a few notes. The dynamic is marked *mf*. There are markings for *slow* and a box labeled 'A'. A note indicates 'approx. range'.

Sul E
molto sul pont.
soloistic

Musical score for strings. The score includes parts for Violin I, Violin II, Viola, Violoncello, and Contrabass. The music is in 4/4 time and consists of a series of rests across all staves. The Violin I part has a soloistic passage marked 'Sul E molto sul pont. soloistic' with triplets.

Fl. 1 *mp* mouthpiece only

cover end opening with hand, gliss by bending the flute

Flute headjoint

flz.

Pno. *p* *mp*

Vln. I *p* *mp*

overpressure

high as possible

B

19

Fl. 1 *mp* *flz.*

1/2 Bb clarinet (upper joint) sounding (in Bb)

Cl. *p* vib with hand in front of clarinet opening (fingering - sounding between G# and quartertone low A)

Bsn. 1 *mf* Slide Whistle prepared with tac-it, air only

Bsn. 2 *mf* Slide Whistle prepared with tac-it, air only

Perc. 1 *mp* Bass Drum played with brush, air sound, delicate, blend with the wind instruments, one constant movement, like one breath

Perc. 2

B

Pno. *p* *mp* *mf*

0° 60° 60°

slow faster

ord.

overpressure

high as possible

C

25

Fl. 1

Cl. 1

Tbn. 1

Tbn. 2

Perc. 1

Perc. 2

sim.

mp

Slide Whistle prepared with tac-it, air only

mf

mf

Bass Drum played with brush, air sound, delicate, blend with the wind instruments, one constant movement, like one breath

mp

flz.

mp

C

25

Pno.

Vln. I

Vln. II

slow

faster

0°

60°

60°

overpressure

high as possible

mp

mf

p

Sul E

31 **D**

Fl. 1 *flz.* *mp* *mf* *flz.* *mf* *flz.*

Fl. 2 *flz.* *mp* *mf* *flz.* *mf* *flz.*

Ob. 1 *mf*

Ob. 2 *mf*

Cl. 1 *mf*

Cl. 2 *mf*

Bsn. 1 *mf*

Bsn. 2 *mf*

C Tpt. 2 *mf*

Tbn. 1 *mf*

Tbn. 2 *mf*

Perc. 1 *mf*

Perc. 2 *mf*

Pno. *slow* *faster* *slow* *faster* *slow* *faster*

Vln. I *mp* *sim.*

Vln. II *mp*

Vla. *p* *mp*

Vc. *p* *mp*

cover end opening with hand, gliss by bending the flute [Flute headjoint]

air sound into the instrument with pronounced letters

brush on bass drum, like air sound, delicate, blend with the wind instruments, one constant movement, like one breath

M (7+13+6)
Sul G

This music is copyright protected

37

Fl. 1 flz. *f*

Fl. 2 flz. *f*

Fl. 3 cover end opening with hand, gliss by bending the flute. [Flute headjoint] flz. *f*

Ob. 1 *f*

Ob. 2 *f*

Cl. 1 *f*

Cl. 2 *f*

Bsn. 1 *f*

Bsn. 2 *f*

Hn. 1 air sound into the instrument with pronounced letters *f*

Hn. 2 air sound into the instrument with pronounced letters *f*

C Tpt. 1 air sound into the instrument with pronounced letters *f*

C Tpt. 2 air sound into the instrument with pronounced letters *f*

Tbn. 1 *f*

Tbn. 2 *f*

Perc. 1 *mf*

Perc. 2 *mf*

Perc. [Timpani] played with brush, air sound, delicate, blend with the wind instruments, one constant movement, like one breath pedal gliss from low to high pitch *mf*

Pno. 37
 0° 60° 0° 60° 0° 60° 0°
 [3] [2] [3] [2] [3] [2] [3] [2]
 slow faster slow faster slow faster slow faster

Vln. I

Vln. II

Vla.

Vc.

44

Fl. 1 flz.

Fl. 2 flz.

Fl. 3 flz.

Ob. 1 *ff*

Ob. 2 *ff*

Cl. 1

Cl. 2 *ff*

Bsn. 1 *ff*

Bsn. 2 *ff*

Hn. 1 *ff*

Hn. 2 *ff*

C Tpt. 1 *ff*

C Tpt. 2 *ff*

Tbn. 1 *ff*

Tbn. 2 *ff*

Perc. 1 *f*

Perc. 2 *f*

Perc. *f*

bisb. 1,2 - 0

mf

60° 2

0° 3

60° 2

0° 3

60° 1

2

1

p

Pno. slow faster

Vln. I *f*

Vln. II *mf*

Vla. *mf*

Vc. *mf*

This music is copyright protected

52 **E**

Ob. 1 *f* fast as you can

Bsn. 1 *f* M59 rolling note (sounding)

Hn. 1 *f* *p* *mp* *f* bisb.

Hn. 2 *p* *mf* *p* bisb. 1,2 - 0 *p* *mf*

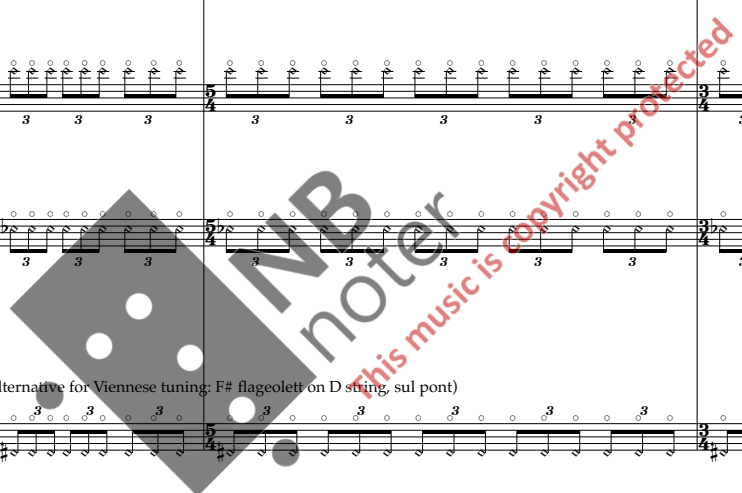
Vln. I *f*

Vln. II *f*

Vla. *f*

Vc. *f*

Cb. *f* on C string rich in overtones, sul pont. around 11th partial (alternative for Viennese tuning: F# flageolet on D string, sul pont)



F Misterioso

65

FL. 1 *p* sounding
vib with one finger inside the opening, aim for the notated pitches

FL. 2 *p* sounding
vib with one finger inside the opening, aim for the notated pitches

FL. 3 *mp* sounding
vib with one finger inside the opening, aim for the notated pitches

Ob. 1 *mp* bisb.
vib with one finger inside the opening, aim for the notated pitches

Ob. 2 *p* bisb.

Cl. 1 *mp* sounding (in Bb):
vib with hand in front of clarinet opening

Cl. 2 *mp* 1/2 Clarinet (1/2 Bb clarinet (upper joint))
sounding (in Bb):
vib with hand in front of clarinet opening

Hn. 1 *p*

Hn. 2 *p*

C Tpt. 1 *mp* bisb. closed wah wah non bisb. *ppp*

C Tpt. 2 *mp* closed wah wah non bisb. *ppp*

Tbn. 1 *p*

Tbn. 2 *p*

Perc. 1 *mf* bow on metal bowl gliss in water

Perc. 2 *mf* bow on metal bowl gliss in water

Timp. *p* l.r.

Vln. I *pp*

Vln. II *pp*

Vla. *pp*

Vc. *pp*

Cb. *pp*

F

This music is copyright protected

10

Fl. 72

Ob. 1

Ob. 2

Cl. 1

Cl. 2

Perc. 1

Perc. 2

Vln. I

Vln. II

Vla.

Vc.

Cb.

sounding

mp

sounding

mp

sounding (in Bb):

mf

sounding (in Bb):

p

sounding (in Bb):

mp

sounding (in Bb):

p

bow on bowl

gliss in water

gradually more tone

Cl. 1

B. Cl.

Pno.

Vln. I

Vln. II

Vla.

Vc.

Cb.

G

G

Clarinet in Bb (whole)

Bass Clarinet

mp

mp

60

0

60

0

60

2

3

2

3

2

3

2

2

3

2

slow

faster

slow

faster

84 beautiful, blend with bass clarinet

beautiful, blend with Bb Clarinet

H

pp

pp

Hn. 1 cantabile mp pp half valve bend flz. mf

Hn. 2 mf

C Tpt. 1 harmon mute w/ stem mf p

C Tpt. 2 harmon mute w/ stem mf p

Tbn. 1 mp pp

Tbn. 2 cantabile mp pp

Perc. 1 glass mf

Perc. 2

Timpani bow crotales on timpani vib. with pedal

Pno. energetic! H 60° 2 3 2 0 4 60° 2 3 3 ff

Vln. I

Vln. II molto sul pont. mp p

Vla. mp p

Vc. p

Cb. p

NB noter
This music is copyright protected

12 91 M3 I

Ob. 1 *mp*

Ob. 2 bis. tr. *mp* 4:3 *p*

Cl. 1 *mp* *p*

B. Cl. *mp* *p*

Bsn. 1

Bsn. 2

Hn. 1 half valve bend flz. *mp* half valve bend flz. *p* cantabile *pp*

Hn. 2 flz. *mf* flz. *mp*

C Tpt. 1 *mp* 4:3 *p*

C Tpt. 2 *mp* 3 3

Tbn. 1 cantabile *mp* *p* echo *p* *pp*

Tbn. 2 cantabile *mp* *p* echo *pp*

Perc. 1 *mf*

Perc. 2

Timp. bow crotales on timpani *mp*

Pno. 91 0 60 0 2 3 2 4 *ff*

Vln. I molto sul pont. "electric" *ff* high as possible

Vln. II overpressure

Vla.

Vc.

Cb.

cover end of mouth piece opening with hand,
gliss by bending the flute

98

Fl. 1

Fl. 2

Fl.

Ob. 1

Ob. 2

Perc. 1

Pno.

Vln. I

Vln. II

Vla.

Vc.

Cb.

flz.

f

doubletrill 2

doubletrill 1

mf

f

f

f

mf

0 60 0 60 0

3 2 3 2 3 2 2 2 3 2

slow faster

slow faster

sul E

f

molto sul pont.
"electric"

sul E

f

molto sul pont.
"electric"

sul A

f

molto sul pont.
"electric"

sul G

mf

norm. I

mf

"seagull effect"
keep the starting
position of the interval

f

"seagull effect"
keep the starting
position of the interval

Sul G

f

II

mf

calm and soothing

K ♩ = 72

116 .

Fl. 1 *p*

Fl. 2 *p*

Fl. 3 *mp*

Cl. 1 *p*

Cl. 2 *p* *mp* bisb. *tr*

Hn. 1 *mp* *p* bisb.

Tbn. 1 prepare approx 4 ml water in slide *mf* bubbles/air no tone

Tbn. 2 prepare approx 4 ml water in slide *mf* bubbles/air no tone

Vib. bow on vib. *p* Lr. ring small bell *mf* put it in water

Perc. 2 ring small bell *mf* put it in water

Timp. *ppp* soft mallet, blend with contra bass *sim.* *ppp*

Pno. 116 . ♩ = 72 *mp* *mf* *pp* *ppp* Small metal bowl

Vln. I *p* I

Vln. II *p* II *sw*

Vla. solo solo *mf* solo sul A pizz *mp* a bit free in rhythm *mf* *mp*

Vla. *p* I

Vc. *p* II

Cb. delicate pizz *mp* *sim.* *sim.* *p* *pp*

one player on top note, two on the lowest

delicate pizz *mp* *sim.* *sim.* *p* *pp*

L

123

FL. 1 *p*

FL. 2 *p*

FL. 3 *mp*

Cl. 1 *p* *ppp*

Cl. 2 *p* *mp* *ppp* to bass clarinet

Hn. 1 *mp* *p*

Tbn. 1 *mf* bubbles / air no tone

Tbn. 2 *mf* bubbles / air no tone

Vib. *p* bow on vib. L.r. ring small bell *mf* put it in water

Perc. 2 *mf* ring small bell put it in water

Timp. *pp* *sim.* *ppp*

L

123

Pno. with spatula *6* with bowl *3*

Vln. I solo *mf* solo pizz *mp* a bit free in rhythm *mp* *mf* *mp*

Vln. I *p*

Vln. II

Vla. *p* arco

Vc. *p*

Cb. *mp* *sim.* *p* *pp*

M 130

Bass Clarinet
tr F#

B. Cl. *mp* *ppp*

Bsn. 1
rolling note III (59)
(sounding)
p

Tbn. 1
remove water (discreetly)
harmon mute with stem
solo delicate
vib. with hand
mp *p*

Tbn. 2
remove water (discreetly)
harmon mute with stem
solo delicate
p

Vib.
bow on vib
l.r.
mp

Perc. 2
bubbles in bucket
mf

Timp.
pp *p*

M 130

Pno.
mf

Vln. I
III
arco
p

Vln. II
III
p

Vla. solo
pizz
mp *mf* *mp* *p*
arco I
p

Vla.
arco I
p

Vc.
II
p

Cb.
mp *p* *mp*

This music's copyright protected

138

FL. 1 *p*

FL. 2 *p*

FL. 3 *mp*

B. Cl. *mp*

Bsn. 1

Bsn. 2 rolling note III (59) (sounding) *pp* *p*

Vib. ring small bell *mf* put it in water bow on vib *mp*

Perc. 2 ring small bell *mf* put it in water

Timp. *pp* *p*

Pno. 138 *p* with spatula

Vln. I solo *mf* pizz *mp*

Vln. I *p*

Vln. II *p*

Vla. solo *mf* pizz *mp*

Vla. *mf* *mp*

Vc.

Cb. *p* *mp*

NDP
noter
This music is copyright protected

150

B. Cl. *pp* *p* tr F

Tbn. I *pp*

Vib. *mf*

Timp. *pp* *p* l.r.

Pno. 150 *with bowl*

Vln. I *p* arco I

Vln. II *p* sul A rich in overtones sul pont

Vc. *p*

Cb. *p* *mp* l.r.

This music is copyright protected

O cantabile

156 $\text{♩} = 48$ delicate bisb.

Ob. 1 *p* *mp* *pp*

Eng. Hn. [English Horn] solo dolce *mp* *mf* *p* *mp* *mf* *p*

Cl. 1 *mp*

B. Cl. tr F# *mp* *mp*

Bsn. 1 delicate *p* *mp*

Hn. 1 *p*

Hn. 2 *p*

C Tpt. *mp*

C Tpt. 2

Tbn. 1 with harmon mute *p* *p*

Tbn. 2 with harmon mute *mp* *p* *mp* *p*

Vib. motor on, quite fast speed *mp* with bow

Tim. bow on crotales vib. with pedal l.r.

156 $\text{♩} = 48$ H 7 H 7

Vln. I *p* *mp* *p* *mp*

Vln. II *p*

Vla. sul pont rich in overtones *p*

Vc. sul pont ord.

162

Ob. 1 *bisb.*
p mp pp p

Eng. Hrn. *mp mf p dolce mp mf p To Ob.*

Cl. 1 *mp mp*

B. Cl. *tr F# mp p mp p*

Bsn. 1 *p mp pp*

Hn. 1 *p*

Hn. 2 *p*

C Tpt. *mp p*

C Tpt. 2 *p*

Tbn. 1 *with harmon mute p p*

Tbn. 2 *with harmon mute mp p mp p*

Vib. *mp*

Vln. I *H p mp H mp*

Vln. II

Vla.

Vc. *sul pont norm*

Cb. *arco p*

II - the planting

open fermata



♩ = 106 approx. (rubato - no conducting)

open repeat until tree has landed

Magical

168

Fl. 1

Fl. 2

Fl. 3

Timp. *vib. with pedal vib. with pedal*



♩ = 106

168 hand with tree in the air + air spray

♩ = 66

169 Start conducting

cover embouchure hole with lips

FL. 1, FL. 2, FL. 3: breathe inwards (mf), breathe out (no jet)

Ob. 1, Ob. 2: reed off, breathe inwards (mf), breathe out

CL. 1 (Bb Clarinet whole - put together), B. Cl.: breathe inwards (mf), breathe out

Bsn. 1, Bsn. 2: slide whistle, p, mp, mf, f

Hn. 1, Hn. 2: water in 3. valve slide, bubbles / air, p, mp, mf, f

C Trp. 1, C Trp. 2: light slap tongue, as fast as possible, sounding like a helicopter (mf)

Trb. 1, Trb. 2: slide whistle, p, mp, mf, f

Perc. 1: brush on bass drum, like air sound, delicate, blend with the wind instruments (p, mp, mf, f)

Perc. 2: air spray (mf), brush on bass drum, air sound (mp), fingertips running over timpani while dampening with palms


Pno.: ♩ = 66, tree on strings, start from the back, slow and poetic movements

Vln. I, Vln. II: bow on violin body (mp)

Vla.: bow on viola body (p, mp, mf)

Vlc.: bow on cello body (p, mp, mf)

Cb.: bow on bass body (mp, mf)



175

FL. 1 breathe out *f* breathe inwards *mf*

FL. 2 breathe out *f* breathe inwards *mf*

FL. 3 breathe out *f* breathe inwards *mf*

Ob. 1 breathe out *f* breathe inwards *mf*

Ob. 2 breathe out *f* breathe inwards *mf*

Cl. 1 breathe out *f* breathe inwards *mf*

B. Cl. breathe out *f* breathe inwards *mf*

Bsn. 1 *f* *mf* *mf* *f* *f* *mf* *mf* *f*

Bsn. 2 *f* *mf* *mf* *f* *f* *mf* *mf* *f*

Hn. 1 *f* *mf* *f* *mp* *f* *mp*

Hn. 2 *f* *mf* *f* *mp* *f* *mp*

C Trp. 1 *f* *mp*

C Trp. 2 *f* *mp*

Trb. 1 *f* *mf* *mf* *f* *f* *mf* *f*

Trb. 2 *f* *mf* *mf* *f* *f* *mf* *f*

Perc. 1 *mf* *mp* *mp* *mf* *mp* *mp* *mp* *mf*

Perc. 2 brush on bass drum, air sound *mp* air spray *mf* air spray brush on bass drum *mp*

Timp. *mf* *mp*

Pno. 175 *mf* *mf* *p* *pp* *p* *mf* *mf* *mf*

Vln. I *mf*

Vln. II *mf*

Vla. *mf* *mp* *mp* *p* *mp* *mf*

Vlc. *mf* *mp* *p* *mp* *p* *mp* *mf*

Cb. *mp* *p* *pp* *p* *mp* *mf*

This music is copyright protected



open fermata

182

Fl. 1, Fl. 2, Fl. 3, Ob. 1, Ob. 2, Cl. 1, B. Cl., Bsn. 1, Bsn. 2

f, *mf*, *f*, *mp*

Woodwind section score with dynamics and articulation markings.

Trb. 1, Trb. 2

mf

Trumpet section score.

Vib., Perc. 2

vibraphone
airspray on vib. staves

air spray, brush on bass drum, air sound, air spray, brush on bass drum, air sound, wind wand

mf, *mp*

Vibraphone and Percussion 2 score with performance instructions and illustrations.

182

Pno.

find a good position to plant, plant tree, new tree in the air

Piano score with environmental illustrations.

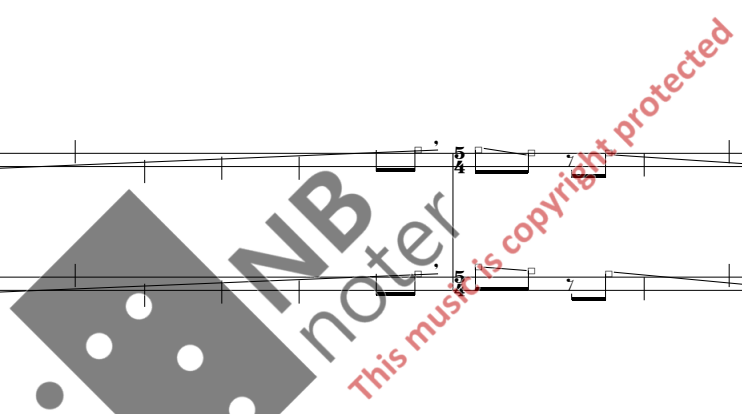
Vln. I, Vln. II

muted strings, circular bowing, airy

III, IV, s.p., s.t.

mf

Violin section score with performance instructions and dynamics.



188 **Q** half air half tone
air/ flz.

FL. 1 *p* *p* *mp* *p* *mp* *mp* *mf*

FL. 2 air/ flz. *p* *p* *mp* *p* *mp* *mp* *mf*

FL. 3 air/ flz. *p* *p* *mp* *p* *mp* *mp* *mf*

Ob. 1 breathe out *mp*

Ob. 2 breathe out *mp*

Cl. 1 breathe out *mp*

B. Cl. breathe out *mp*

Hn. 1 mouthpiece off *p* *mp* *mp* *mf*
blow from 1 cm distance to lead pipe

Hn. 2 mouthpiece off *p* *mp* *mp* *mf*
blow from 1 cm distance to lead pipe

C Trp. 1 mouthpiece off *p* *mp* *mp* *mf*
air
blow from 1 cm distance to lead pipe

C Trp. 2 mouthpiece off *p* *mp* *mp* *mf*
air
blow from 1 cm distance to lead pipe

Perc. 2 *mp*

Timp. brush on timpani, air sound (one movement) *p* *mp* *sim.* *p* *mp* *mp* *mf*

Pno. 188 **Q** start from almost the back → find a good position
p *mp* *mf*

Vln. I bow on violin body *mp* *p*

Vln. II bow on violin body *mp* *p*

Vla. *mf* *mp*

Vlc. *mp* *mf* *mf* *mp*

Cb. *mp* *mf* *mf* *mp*

plant tree

NB noter
This music is copyright protected



III - stilleben / birds arrive

S
Start conducting

$\text{♩} = 82$

Hrn. 2 $\text{♩} = 82$
whip with willow stick through the air, sounding like birdwings
mf
sim.
↑ ↓

Trb. 2 $\text{♩} = 82$
whip with willow stick through the air, sounding like birdwings
mf
sim.
↑ ↓

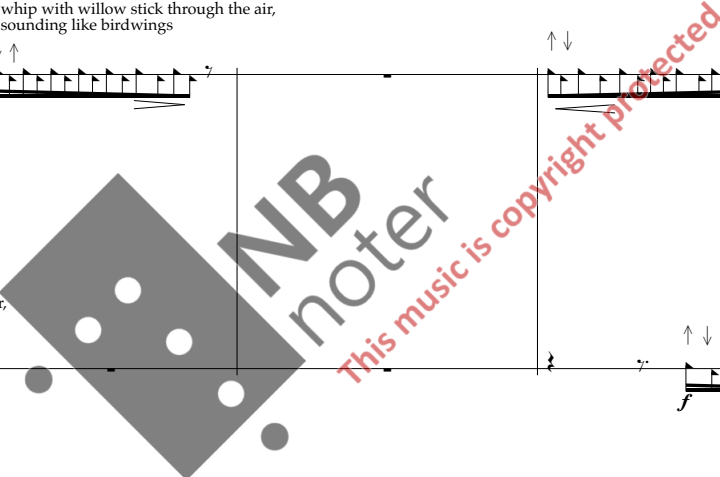
Perc. 1 $\text{♩} = 82$
whip with willow stick through the air, sounding like birdwings
f
whip with willow stick through the air, sounding like birdwings
f
↑ ↓

Perc. 2 $\text{♩} = 82$
whip with willow stick through the air, sounding like birdwings
f
↑ ↓

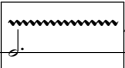
Perc. 3 $\text{♩} = 82$
whip with bow through the air, like birdwings
f
↑ ↓

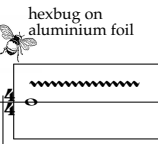
Pno. $\text{♩} = 82$
201 **S**
with soft plectrum/spatula and/or small bowl with magnet on strings, like bird calls
pp / p / mp
4

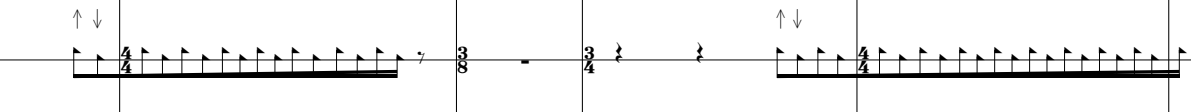
Vla. $\text{♩} = 82$
a 1
Sound of tree creaking.
Very slow bow, high pressure, close to frog on damped C string, sul tasto.
Have lh. thumb on fingerboard for support
See video
p

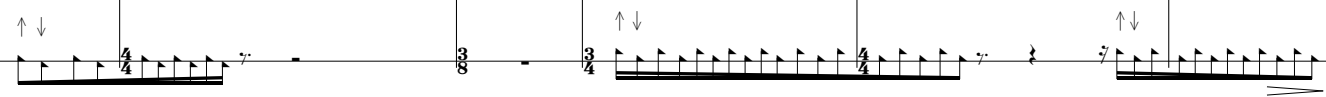


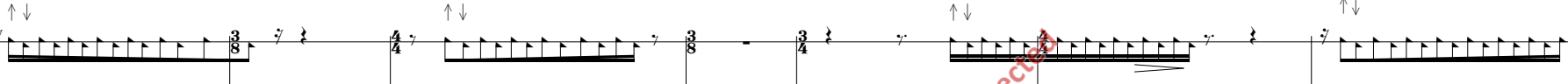
208


Ob. 1 


Hn. 1 

Hn. 2 

Trb. 2 


Perc. 1 

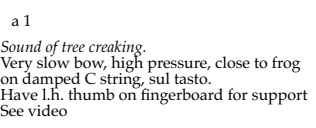
Perc. 2 

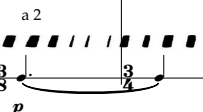
Perc. 3 

NB noter
This music is copyright protected

208

Pno. 

Vln. II. 

Vla. 

223

hexbug on baking paper

make some pauses in between

Fl. 3.

Ob. 1

Cl. 1

Bs. Cl.

Bsn. I

Hrn. 1

Trb. 1

Perc. 2

Pno.

Vln. I

Vln. I

Vln. II

Vla.

Vla.

Vlc.

a 4

pp/p/mp
individual soft dynamics,
listen to the others

pp/p/mp
individual soft dynamics,
listen to the others

pp/p/mp
individual soft dynamics,
listen to the others

pp/p/mp
individual soft dynamics,
listen to the others

pp/p/mp
individual soft dynamics,
listen to the others

pp/p/mp
individual soft dynamics,
listen to the others

pp/p/mp
individual soft dynamics,
listen to the others

templeblock
reibstock

p

a 3

Sound of tree creaking.
Very slow bow, high pressure, close to frog
on damped C string, sul tasto.
Have l.h. thumb on fingerboard for support
See video

230

Fl. 3.

Ob. 1

Cl. 1

Bs. Cl.

Bsn. I

Hn. 1

C Trp. 1

Trb. 1

Perc. 1

Perc. 2

Timp.

Pno.

Vln. I

Vln. II

Vla.

Vla.

U

mouthpiece off, blow from side to side over the leadpipe opening, sounding like birdwings

sounding like a woodpecker

templeblock reibstock

p

mp

mp

whip with willow stick through the air, sounding like birdwings

230

IV - the hidden Planting

V ♩ = 72

244

Fl. 3. 3/4

Ob. 1 3/4

Cl. 1 3/4

Bs. Cl. 3/4

Bsn. I 3/4

Hn. 1 3/4

Trb. 1 3/4

Perc. 1 3/4

Perc. 2 3/4

Timp. 3/4

Pno. 3/4

Vln. I 3/4

Vln. I 3/4

Vln. II 3/4

Vln. II 3/4

Vla. 3/4

Vc. 3/4

Cb. 3/4

rubberball on timpani
gliss with pedal

fast vertical bowing, damped strings

jeté norm.

molto sul pont. "electric"

jeté

sul E jeté

sul C jeté norm.

sul G jeté

Lr

behind bridge on winding

mf *mp* *p* *mp* *p*

The musical score is arranged in a standard orchestral layout. The woodwind section (Flute 3, Oboe 1, Clarinet 1, Bass Clarinet, Bassoon I) and brass section (Horn 1, Trumpet 1) are mostly silent. The percussion section (Percussion 1 and 2, Timpani) has rhythmic patterns. The piano part features a sequence of tree graphics. The string section (Violins I and II, Viola, Violoncello, and Contrabass) has complex bowing and playing techniques indicated by text annotations and dynamic markings.

250

Fl. 3. 3/4

Ob. 1 3/4

Cl. 1 3/4

Bs. Cl. 3/4

Bsn. I 3/4

Hn. 1 3/4

Trb. 1 3/4

Perc. 1 3/4

Perc. 2 3/4

Timp. 3/4

Pno. 3/4

Vln. I 3/4

Vln. I 3/4

Vln. II 3/4

Vln. II 3/4

Vla. 3/4

Vla. 3/4

Vc. 3/4

Cb. 3/4

250

arco IV a 3

mp

mf

p

molto sul pont.

a 2 ord.

mp

mf

p

jeté

ord.

molto sul pont. IV

mp

mf

molto sul pont. "electric" sul G

p

mp

mf

jeté

sim.

fast vertical bowing, damped strings

jeté

mf

mp


"mp" "f" "mp"

jeté

mf

mp

Karsten Johansen 1998/2001



W 256

Fl. 3.

Ob. 1

Cl. 1

Bs. Cl.

Bsn. I

Hn. 1

Trb. 1

Perc. 1

Perc. 2

Timp.

Pno.

Vln. I

Vln. I

Vln. II

Vln II

Vla.

Vc.

Cb.

pp mp pp mp

W 256

very fast gliss between the two nat. harm.
very overtone rich

ord. jété ...

sul pont. II

ord. jété ...

mf f

pizz mp molto sul pont. "electric" sul D arco pp mf

sul pont. II

sul pont. jété ...

mf

sul A

Lr

behind bridge on winding

pizz

ord.

Lr

sul pont. jété ...

p pp p p mp p mf mf

This music is copyright protected

262

Fl. 3.

Ob. 1

Cl. 1

Bs. Cl.

Bsn. I

Hrn. 1

Trb. 1

Perc. 1

Perc. 2

Timp.

Pno.

Vln. I

Vln. I

Vln. II

Vln. II

Vla.

Vc.

Cb.

thunder tube
cover opening with hand shake
open

very fast gliss between the two nat. harm.
very overtone rich

molto sul pont.
"electric"
jeté

fast vertical bowing, damped strings

jeté norm. sul C

molto sul pont.
"electric"

jeté ord.
jeté

behind bridge on winding

jeté sul pont.

behind bridge on winding

jeté sul pont.
norm.

mp

p

ppp

f

mf

p

mf

p

mf

mp

262

NB
noter
This music is copyright protected

FL. 1 *mf* *9*

FL. 2 *mf* *9*

FL. 3 *mf* *9*

Ob. 1 *mp* *f* *o - i*

Ob. 2 *mp* *f* *o - i*

Cl. 1 *mp* *f* *o - i*

Cl. 2 *mp* *f* *o - i*

Bsn. 1 *mp* *f* *5*

Bsn. 2 *mp* *f* *5*

Hn. 1 *mf* *f* *mouthpiece on* *light slap tongue, as fast as possible, sounding like a helicopter* *mouthpiece off, blow from side to side over the leadpipe opening, sounding like birdwings* *mouthpiece on*

Hn. 2 *mf* *f* *mouthpiece on* *mf* *light slap tongue, as fast as possible, sounding like a helicopter* *hit mouthpiece with hand* *hit* *mouthpiece on*

C Trp. 1 *mf* *f* *mf* *hit mouthpiece with hand* *hit* *light slap tongue, as fast as possible, sounding like a helicopter* *hit*

C Trp. 2 *mf* *f* *mf* *hit mouthpiece with hand* *hit* *light slap tongue, as fast as possible, sounding like a helicopter* *hit*

Trb. 1 *mp* *f* *hit* *hit*

Trb. 2 *mp* *f* *hit* *hit*

Perc. 1 *shake* *cover* *gliss with hand* *shake cover* *thunder tube* *shake* *cover* *open*

Perc. 2 *mp* *f*


Timp. *mf* *f* *mp*

Pno. 282

Vla. *III* *very fast gliss between the two nat. harm.* *III* *very overtone rich* *mf*

Vc. *molto sul pont "electric"* *jeté* *3* *mf* *sul D* *jeté* *mf*

Cb. *molto sul pont "electric"* *3* *mf* *pizz* *jeté* *norm.* *mf* *mp* *molto sul pont.* *mp*



298

Fl. 1 *tr*

Picc. *Piccolo*

Ob. 1

Ob. 2

Cl. 1

Cl. 2

Bsn. 1

Bsn. 2

(half tone trill or bisb.)

pp

mp

ppp

bird call (song trush),
trill with finger in front
of opening

p

Hrn. 1

Hrn. 2

C Trp. 1

C Trp. 2

Trb. 1

Trb. 2

air tremolo
between F and
Bb side

mp

f

hit mouthpiece

put mouthpiece "wrong way"

mouthpiece wrong way

put mouthpiece on

f

mf

298

Pno.

Vln. I

Vln. II

player 2

player 1

player 3-4

player 5-7

player 3-7

player 1

player 3-6

player 5-6

player 3-4

player 3-6

mf

p

pp

mp

f

sim.

pizz behind bridge

arco

pizz behind bridge

305 AA

Fl. 1 *p* *mp*

Picc. *pp* *pp* *p*

Ob. 1 *p* *p*

Hn. 1 *mp* *f*

Hn. 2 *mp* *f* *mf*

C Trp. 1 *p*

C Trp. 2 *p*

Trb. 1 *p* *mp*

Trb. 2 *mp* *mf*

Pno. 305 AA

Vln. I *mf* *mp* *f* *mp* *p*

Vln. II *pp* *mp* *p* *pp*

player 1 and 2
arco player 1
player 2
I pizz behind bridge
arco player 1
player 2

player 3-4
II *p*
player 5-7
II *p*
player 3-7
I *mp*
player 3-4
III arco *p*

II
player 2
I player 1
p

player 3-4
II *pp*
player 3-6
I *mp*
player 5-6
I *p*
player 3-4
I *pp*

314

Fl. 1

Picc.

Ob. 1

Cl. 1

Cl. 2

Bsn. 1

Bsn. 2

Hrn. 1

Hrn. 2

C Trp. 1

C Trp. 2

Trb. 1

Trb. 2

Pno.

Vln. I

Vln. I

Vln. II

Vln. II

player 2

tr

mp

mf

pp

tr

mp

tr

p

tr

mp

tr

p

tr

pp

mf

mf

mf

mf

hit

f

air tremolo between F and Bb side

mp

f

prepare approx 4 ml water in 3. valve slide

mf

p

mf

p

mf

mf

mf

mf

314

player 1

I

mf

p

player 3-7

I

mf

III

mp

player 3-4

I

mf

III

mp

player 5-7

I

p

player 3-4

III

pp

I

player 1

mp

I

pizz behind bridge player 1 and 2

f

arco

II

player 2

mp

player 3-4

II

mp

player 3-4

II

mp

player 5-6

II

p

player 3-6

I

p

player 3-4

II

sul pont

pp

player 5-6

II

sul pont

ppp

play number 2 and 3 if full version



TACET INSTRUMENTS

Fl. 1 321

trill *ppp / pp / p / mp*

make irregular pauses in between

Picc. 321

half tone trill or bisb. *pp*

make irregular pauses in between

Picc. 321

whole tone trill or bisb. *pp*

make irregular pauses in between

Ob. 1 321

trill *ppp / pp / p / mp*

make irregular pauses in between



Perc. 2 321

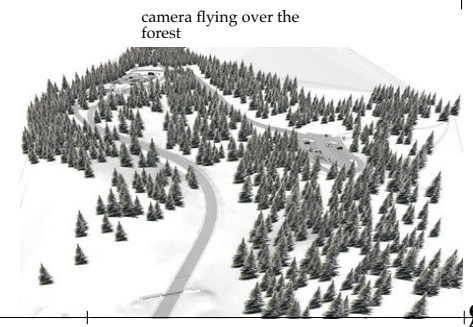
wind wand

Pno. 321

plant until no trees left

go to position 1

move the camera around the trees in area [4]



NB noter
 This music is copyright protected



BB

BLACKOUT

V - underground / roots / watering

♩ = 72

325 flz.

B. Cl. *< mf >* *< mf >* *< mf >* *< mf >* *< mf >* *< mf >* *< mf >* *< mf >* *< mf >* *< mf >*

Bsn. 1 *p* *< mf >* *p* *< mf >* *p* *< mf >* *p* *< mf >* *p* *< mf >* *p* *< mf >* *p* *< mf >* *p* *< mf >* *p*

Bsn. 2 flz. *< mf >* *< mf >* *< mf >* *< mf >* *< mf >* *< mf >* *< mf >* *< mf >* *< mf >* *< mf >*

Hn. 1 water in 3. valve slide water / tone F123 *mf*

Hn. 2 water in 3. valve slide water / tone F123 *mf*

Tbn. 1 prepare approx 4 ml water in the slide pedal tone *mf* water in slide water / tone

Tbn. 2 prepare approx 4 ml water in the slide pedal tone water in slide water / tone *mf*

Timp. superbull on timpani, gliss down with pedal *mp*

black out ("going under ground") go to position B and build up the "roots-scene" (cardboard with molton ++)

325 ♩ = 72

Pno. *p*

Cb. *mf* div.

Cb. *p*

NB noter This music is copyright protected

331

B. Cl. *mf*

Bsn. 1 *p* *mf* *p* *mf* *p* *mf* *p* *mf*

Bsn. 2 *mf* *mf* *mf* *mf*

Hn. *mf*

Hn. *mf*

Tbn. 1 *mf*

Tbn. 2 *mf*

Timp.

331

Pno. *mf*

Vc. *p* *mf* *p* *p* *mf* *p*

Vc. *p* *mf* *p* *p* *mf* *p*

Cb. *mf*

Cb. *mf*

349

Hn. 1

Hn. 2

C Trp. 1

C Trp. 2

Trb. 1

Trb. 2

Perc. 2

Vlc.

Cb.

F 1

mf

DD

bubbles

mp

mf

bow on stringholder w/ tone

VI - Cadenza
piano cadenza

EE

approx. 2 minutes



blow smoke into the forest 3 x



play on the trees

368 Pno.



FF

♩ = 66

Picc.

airy flz.

pp

Picc. staff with musical notation and dynamics

rasping stick / reibestäbe on temple block

pp p

rasping stick / reibestäbe on temple block

p pp

wavy plastic sheet on timpani
played with mallet or plectrum

p pp

FF

♩ = 66

Piano part staff with tree icons above it



tremolo with pencil
between strings, between fingerboard
and bridge, damped strings.

III-IV

p

III-IV

p

III-IV

p

III-IV

p

III-IV

p

III-IV

p

plastic chopstick
under II string
damped strings

mp

plastic chopstick
under II string
damped strings

mp

mp

mf

mf

tube bow
damped strings
a 1

(tube bow position is notated, not left hand that is damping)

sim.

< pp >

< p >



GG

384 $\text{♩} = 96$ airy flz. pp to C flute accel. $\text{♩} = 116$

Picc. $\text{♩} = 96$ pp to C flute

Ob. 1 $\text{♩} = 96$ pp wind/bird call close with hands

Ob. 2 $\text{♩} = 96$ pp wind/bird call close with hands

Tbn. 1 $\text{♩} = 96$ wind/bird call open hands

Tbn. 2 $\text{♩} = 96$ wind/bird call open hands

Perc. 1 p mp mp mf mp

Perc. 2 mp p mp mf

Timp. mf mp mf f

Pno. 384 $\text{♩} = 96$ accel. $\text{♩} = 116$ starting to destroy the trees

Vln. I. f

Vln. II. f

Vla. f

Vc. mp sul tasto sim. mf f

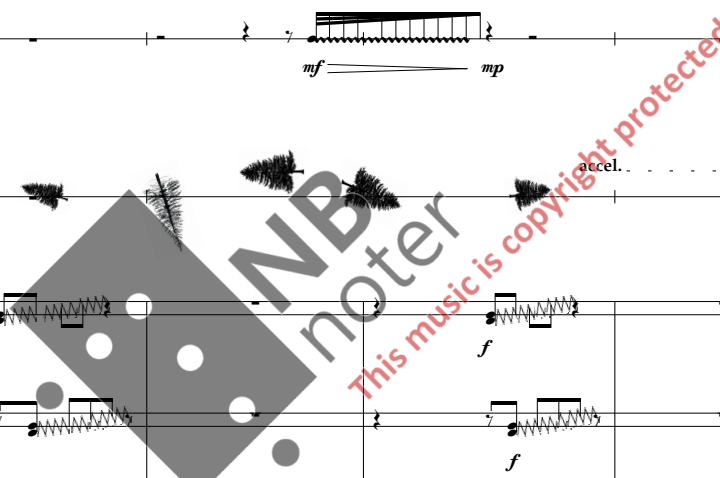
Cb. mp a 1 (tube bow goes from sul pont to sul tasto) mf mf f

Cb. $<mp>$ tube bow damped strings a 1 (tube bow goes from sul pont to sul tasto) mf mf

Cb. $<mp>$ tube bow damped strings a 1 (tube bow position is notated, not left hand that is damping) (tube bow goes from sul tasto to sul pont) mf mf

vertical slow bow, high pressure, in front of chop stick like a tree creaking

vertical slow bow, high pressure, on II string, in front of chop stick like a tree creaking



no tone
(cover the embouchure
hole by the lips)
rrrrrrr! (like a lion) rrr! rrr! rrr! rrrrrrr!

FL. 1 *ff* **C FLUTE** no tone rrrrrr! (like a lion) rrr! rrr! rrr! rrrrrrr! sim.

FL. 2 *ff* **C FLUTE** no tone rrrrrr! (like a lion) rrr! rrr! rrr! rrrrrrr! sim.

FL. 3 open hands *ff* no tone rrrrrr! (like a lion) rrr! rrr! rrr! rrrrrrr! sim.

Ob. 1 *f*

Ob. 2 *f*

Cl. 1 mouthpiece off *ff* rrr! rrr! rrrrrrr!

B. Cl. mouthpiece off *ff* rrr! rrr! rrrrrrr!

Bsn. 1 play on balloon with wet finger, varyate between light and dark sounds listen to the others, make gaps in between

Bsn. 2 play on balloon with wet finger, varyate between light and dark sounds listen to the others, make gaps in between

Trp. 1 play with plectrum on wavy card board *mf* *f*

Trp. 2 play with plectrum on wavy card board *mp* *mf* *mp* *mf* *f*

Tbn. 1 close with hands *f* open hands *f* *ff*

Tbn. 2 close with hands *f* open hands *f* *ff*

Perc. 1 Bass Drum *f* Bass Drum with chain on *mp* *mf* *mp* *f* *mp* *f* *mf* *f*

Perc. 2 *mp* *mf* *mp* *mf* *mp* *f* *mp* *f* *mf* *f* *mf*

Timp. *mp* *mf* *mf* *mp* *f* *f* *mp* *f*

Pno. 392

Vln. I

Vln. II

Vla.

Vc. I *mp* *f* *mf* *f* *mf* *f* *mf* *f*

Vc. II *f* *mp* *f* *mp* *f* *mf* *f*


Cb. *f* *f*

Cb. *f* *f*

Cb. *f* *mf* *ff*

slow bow, high pressure, near frog, between bridge and chop stick II

slow bow, high pressure, near frog, between bridge and chop stick III



399 HH

Fl. 1, Fl. 2, Fl. 3, Ob. 1, Ob. 2, Cl. 1, B. Cl., Bsn. 1, Bsn. 2

Hn. 1, Hn. 2, Trp. 1, Trp. 2, Tbn. 1, Tbn. 2, Perc. 1, Perc. 2, Timp.

pedal tone, fluctuate with hand, breathe when needed, sim

mf, *ff*, *p*, *mf*, *mp*, *f*, *mp*, *f*, *mp*, *f*, *mp*, *f*

399 HH

Pno., Vln. I., Vln. II., Vla., Vc., Cb., Cb., Cb.

mf, *ff*, *mp*, *f*, *ff*, *mp*, *f*, *ff*, *mp*, *f*, *ff*

408

FL. 1 *f* *mf* *mp* *p* *mp*

FL. 2 *f* *mf* *mp* *p* *mp*

FL. 3 *f* *mf* *mp* *p* *mp*

Ob. 1 *mf*

Ob. 2 *mf*

Cl. 1 *f* *mf* *mp* *p*

B. Cl. *f* *mf* *mp* *p*

Bsn. 1 *p*

Bsn. 2 *p*

Hn. *p*

Hn. *p*

Trp. 1 *mp*

Trp. 2 *mp*

Tbn. 1 *mf* *mp* *p*

Tbn. 2 *mf* *mp* *p*

Perc. 1 *mf* *mf* *mp* *mf* *p* *p* *mp* *p* *p* *mp*

Perc. 2 *mf* *mf* *mp* *mf* *mp* *mp* *p* *mp* *mf* *p*

Timp. *mf* *f* *mp* *mf* *mp*

Pno. *mf* *f* *mp* *mf* *mp* *mp* *p* *mp* *p* *mp*

Vln. I *mf* III-IV

Vln. II *mf* III-IV

Vla. *mf* III-IV

Vc. *mf* *f* *mp* *mf* *mp* *mp* *mp* *p* *mp* *p* *mp*

Vc. *mf* *f* *mf* *mp* *mf* *mp* *p* *mp*

Cb. *mp* *mf*

Cb. *mp* *mp*

Cb. *mp* *f*

vertical slow bow, high pressure, on II string, in front of chop stick like a tree creaking

vertical slow bow, high pressure, on II string, in front of chop stick like a tree creaking

VII - Lying on forest floor, looking at the treetops

♩ = 60
START CONDUCTING Rubato
(start when you see "miniature Ellen" on the screen)

428 approx. 10 sec.

Fl. 1, Fl. 2, Fl. 3, Ob. 1, Ob. 2, Cl. 1, Cl. 2, Bsn. 1, Bsn. 2

o - i - o o - i - o o - i - o o - i - o

mf *mf* *mf* *mf* *mp*

reed off o - i - o o - i - o o - i - o o - i - o

mf *mf* *mf* *mf* *mp*

o - i - o o - i - o o - i - o o - i - o

mf *mf* *mf* *mf* *mp*

o - i - o o - i - o o - i - o o - i - o

mf *mf* *mf* *mf* *mp*

o - i - o o - i - o o - i - o o - i - o

mf *mf* *mf* *mf* *mp*

Hn. 1, Hn. 2, C Tpt., C Tpt., Tbn. 1, Tbn. 2, Perc. 1, Perc. 2, Timp.

light slap tongue, as fast as possible, sounding like a helicopter

.....

p *mf* *mp* *mf* *mp* *mf* *mp* *mf*

light slap tongue, as fast as possible, sounding like a helicopter

.....

mp *mf* *mp* *mf* *mp* *mf*

blow air in the trumpet from 1cm distance, sounds a semi-tone higher than fingered

mp *mf*

blow air in the trumpet from 1cm distance, sounds a semi-tone higher than fingered

mp *mf*

air spray on vib. staves

mp

wind wand

ppp *pp* *ppp* *pp* *ppp* *pp* *ppp* *pp*

428 fly camera over to area [] lay down on the floor, look up to the ceiling

♩ = 60

Vln. I, Vln. II, Vla., Vc., Cb.

put pencil down as quiet and discreetly as possible

arco *p*


arco *p*

arco *p*

remove chopstick as quiet and discreetly as possible

arco *p*

arco *p*



KK

434

FL. 1 *mf* *mf* *mf* *mf* *mp* *mf* *mf* *mf*

FL. 2 *mf* *mf* *mf* *mf* *mp* *mf* *mf* *mf*

FL. 3 *mf* *mf* *mf* *mf* *mp* *mf* *mf* *mf*

Ob. 1 *mf* *mf* *mf* *mf* *mp* *mf* *mf* *mf*

Ob. 2 *mf* *mf* *mf* *mf* *mp* *mf* *mf* *mf*

Cl. 1 *mf* *mf* *mf* *mf* *mp* *mf* *mf* *mf*

Cl. 2 *mf* *mf* *mf* *mf* *mp* *mf* *mf* *mf*

Bsn. 1 *mf* *mf* *mf* *mf* *mp* *mf* *mf* *mf*

Bsn. 2 *mf* *mf* *mf* *mf* *mp* *mf* *mf* *mf*

Hn. 1 *mp* *mf* *mp* *mf* *mp* *mf* *mp* *mf*

Hn. 2 *mp* *mf* *mp* *mf* *mp* *mf* *mp* *mf*

C Tpt. *mp* *mf* *mp* *mf* *mp* *mf* *mp* *mf*

C Tpt. *mp* *mf* *mp* *mf* *mp* *mf* *mp* *mf*

Tbn. *mp* *mf* *mp* *mf* *mp* *mf* *mp* *mf*

Tbn. 2 *mp* *mf* *mp* *mf* *mp* *mf* *mp* *mf*

Vib. *mf*

Perc. 2 *mf*

hex bug spider crawling on hard paper held in hand stop the legs with your fingers

Timp. *ppp* *pp* *ppp* *pp* *ppp* *pp* *ppp* *pp*

KK

434

Vln. I

Vln. II

Vla.

Vc.

Cb.

447

Fl. 1 *mp* *mf* *mf* *mp* *mf*

Fl. 2 *mp* *mf* *mf* *mp* *mf*

Fl. 3 *mp* *mf* *mf* *mp* *mf*

Ob. 1 *mp* *mf* *mf* *mp* *mf*

Ob. 2 *mp* *mf* *mf* *mp* *mf*

Cl. 1 *mp* *mf* *mf* *mp* *mf*

Cl. 2 *mp* *mf* *mf* *mp* *mf*

Bsn. 1 *mp* *mf* *mf* *mp* *mf*

Bsn. 2 *mp* *mf* *mf* *mp* *mf*

Hn. 1 *mp* < *mf* *mp* < *mf* *mp* < *mf* > *p*

Hn. 2 *mp* < *mf* *mp* < *mf* *mp* < *mf* > *p*

C Tpt. *mp* *mf* *mp* *mf* *mp* *mf*

C Tpt. *mp* *mf* *mp* *mf* *mp* *mf*

Tbn. *mp* *mf* *mp* *mf* *mp* *mf*

Tbn. 2 *mp* *mf* *mp* *mf* *mp* *mf*

Vib. *mp* *mf* *mp* *mf* *mp* *mf*

Perc. 2

Timp. *ppp* < *pp* *ppp* < *pp* *ppp* < *pp* > *pppp*

447

Pno. *ppp* < *pp* *ppp* < *pp* > *pppp*

Vln. I

Vln. II

Vla.

Vc.

Cb.

tree top video projected in the ceiling starts

natural sound of the forest in speakers 2-3 min.