


Adagio & Beethovenfest

for flute, clarinet, violin, cello
and video + audio



SCORE

Notes
This music is copyright protected

Kristine Tjøgersen 2020



Kristine Tjøgersen: *Adagio & Beethovenfest* (2020)

for flute, clarinet, violin, cello, video (with click track) and audio

Duration: approx. 8:40 minutes in total

Adagio: approx. 2:30 min (without video)

Beethovenfest: 6:10 (with video + click and audio out)

Link to video: <https://www.dropbox.com/scl/fi/nwuzb9tljpyilypk3q7qr/Beethovenfest-1.mov?rlkey=4u5najv vx9gioywh0ekrygca9&dl=0>

The pieces can be played together and separately

The piece is based on Beethoven op. 111

Commissioned by Centro Cultural de Belém, for the Festival Dias da Música em Belém

Premiered by ars ad hoc ensemble at Beethoven anniversary in Portugal 2020.

Technical rider:

- video beamer
- screen or wall to project on
- computer with the video
- 2 speakers for the audio on the video (left channel)
- mixer with possibility to split stereo signal in two separate channels
- in-ear x4 for the musicians to hear the click track (right channel)
- amplification of the ensemble (optional)

Explanation for *Beethovenfest*:

The video has an audio track where the left channel has piano music (enters at 2:11 in the movie) from Beethoven's op. 111, and the right channel has click track for the musicians.

The piano music is going up and down in volume, but make sure to balance it with the musicians. The audio track must never be too loud and cover the musicians completely.

The sound engineer must split the audio track from the video, so that only the left channel (piano music) is sent to the speakers in the hall.

And the musicians must hear the click track (from the right channel) in their in-ear earplugs.

The click track must not be heard by the audience.

Musicians must be amplified, it is important to hear all the soft details.



Adagio

The score is transposed

Based on Beethoven op. 111
For Beethoven's 250th birthday

Adagio ♩ = 30
rubato and flexible

Kristine Tjøgersen 2020

closed embouchure breathe in

air w/hint of tone (norm.)

Flute

Clarinet in Bb

Violin

Violoncello

mf *mp* *pp* *mp*

Sul C

Sul G

mp *pp* *mp*

4

Fl.

Cl.

Vln.

Vc.

pp *p* *pp* *p*

poco vib.

sul D
sul pont

pp *p*

tr w 1/2 hole G# - tr

rit....

a tempo

Fl. *air w/hint of tone* *mp* *mf* *mp* *closed embouchure*

Cl. *mp* *pp* *mp* *mf* *air o - i*

Vln. *p* *(sounding) multiphonic* *p* *Sul D*

Vc. *mp* *8va* *mp* *sul pont* *mp* *molto sul pont Sul G*



Fl. *mp* *p* *M1* *M2*

Cl. *mp* *p* *(underblow D3)*

Vln. *p* *mp* *p* *Sul G* *sul pont* *airy* *poco vib.*

Vc. *mp* *pp* *p* *norm.* *molto sul pont* *sul D*

19

Fl. *mp* air w/hint of tone

Cl. *mp* *pp* *p* tr

Vln. *p* 15^{ma} ord

Vc. *pp* *mp* Sul D



can be played attacca into Beethovenfest, in that case, hold fermata into next part while the click starts

21

Fl.

Cl. *p-pp*

Vln. *molto sul pont.* *bow on bridge*

Vc.

Beethovenfest

♩ = 131
L'istesso tempo

Kristine Tjøgersen 2020

click starts
1 2 3 4 5

parlando
air w/hint
of tone

pronounce
(whispering)

3 3

dis-co vel-come less on

Flute

Clarinet in Bb

pp - p

noise from
bowhair,
overpressure,
damped strings

Violin

mp

Violoncello

pp

6 7 8 9

dis-co danc - ing move your legs feel the rhy-thm

Fl.

Cl.

col leg.
vertical bowing
damped strings

↓ ↑ ↓ ↑ ↓ ↑ ↓ ↑ sim.

Vln.

mp

arco, air sound,
vertical bowing
damped strings III, IV

↑ ↓ ↑ ↓ ↑ ↓ ↑ ↓ sim.

Vc.

ppp mp


10 11 12

Fl. *Dis - co fee-ling* *bend your knees*

Cl. *teeth on reed*
pp

Vln.

Vc.



13 14 15

Fl. *Par-ty* *Breathe* *mf* *closed embouchure* *breathe in* *breathe out*

Cl.

Vln.

Vc.

16 breathe in V 17 sim. V 18 19 V

Fl.

Cl.

Vln. flageolet gliss col leg. vertical bowing damped strings *mf mp*

Vc. flageolet gliss arco, air sound, vertical bowing damped strings III, IV *mf mp*

20 V 21 22 V

Fl.

Cl.

Vln.

Vc.

23 key sound x + tr key
 24 o release key (o) (norm.)
 25 x + tr key
 26 o release (norm.) x 27 x

Fl. *mf*

Cl.

Vln. bow on violin body *mf*

Vc. crini bounce on string, damped "mf" crini bounce on bridge, damped crini bounce on string, damped crini bounce on bridge, damped sim

28 o x 29 o x 30 o x 31 o x

Fl. *mf*

Cl.

Vln. *mf*

Vc. *mf*

32 o x o 33 x o 34 x release F key (o) 35 + F key (x)

Fl. *mf*

Cl. air o *mf*

Vln. *mf*

Vc. *mf*

air with hint
of tone

36 o x 37 o 38 x 39 o

Fl. *mp* t t

Cl. *mf*

Vln.

Vc.

40 41 42 43

Fl.

Cl. t t t t t t t t t t

Vln.

Vc.

44 45 46 47 48

Fl. *mp*

Cl. t t t t t *mp*

Vln. *mp*

Vc.

col leg.
bat.
damped


49 50 51 52 53

Fl. *sim.*

Cl. *sim.*

Vln.

Vc.



54 55 56 57 58

Fl. *mf* *tongue ram*

Cl. *mf* *slap*

Vln.

Vc.

59 air with hint of tone *mp* 60 key clicks *mf* 61 air with hint of tone *mp* 62 *mf* *mp* 63 *mf* *mp* *mf*

Fl.

Cl.

Vln. snap with fingers (both hands) *mf*

Vc. snap with fingers (both hands) *mf*


64 *mp* *mf* 65 *mp* *mf* 66 *mp* *mf* 67 *mp* *mf* *mp* *mf* *mp* *mf*

Fl.

Cl. *mp* *sim.* 3 3 3 3 3 3

Vln.

Vc.



68 69 70 71

Fl. *mp mf mp mf mp mf mp mf mp mf mp*

Cl. *mf* *tj* *tj*

Vln. *mf* *bow on violin body*

Vc.


72 73 74 75

Fl. *mf mp mf mp mf mp mf mp mf mp mf mp mf mp*

Cl. *tj* *tj* *tj* *tj* *tj* *tj* *tj* *tj* *mp*

Vln. *mf* *bow on violin body* *left hand tapping and release*

Vc.



crazy key clicks
(sound of many people walking in individual tempi)

76 77 78

Fl. 

Cl. *sim.*

Vln. 

Vc. *mf*
bow bounce on the sarg,
bowtip pointing down,
damped strings
tip (of bow) → middle (of bow) → tip


79 80 81 82

Fl. *f* *sim.* 

Cl. *sim.*

Vln. 

Vc. *middle* *sim.*
wipe left hand
up and down
on cello body



83 84 85 86 x o x o sim.

Fl. *mp* \leftarrow *f*

Cl. *mf*

Vln. bow on side of bridge vertical bowing damped

Vc. *p < mf*



87 88 89 sim. 90 91

Fl. *mf* *mp* \leftarrow *f*

Cl. *pp* \leftarrow *mf*

Vln. col leg. bat. damped left hand tapping and release *mf*

Vc. *p < mf* *p < mf* *p < mf* *mp*

vertical bowing (on damped strings)

92 93 94 hold down keys (release key) o₃o x x 95 o₃o x x o₃o x x

Fl. *ppp* *mf*

Cl. t t t t t t t t t t

Vln. *mp* col bat. damped strings

Vc. ↑ ↓ ↑ ↓ ↑ ↓ ↑ ↓ ↑ ↓ ↑ ↓ ↑ ↓ ↑ ↓ bow on cello body "mf"

96 o₃o x x o₃o x x 97 o₃o x x o₃o x x 98 closed embouchure keys 99 o₃o x x

Fl. *mp* *sim.*

Cl. *mp*

Vln.

Vc.

100

Fl. *mf* key x x 3 101 key 3 3 102 3 3

air with hint of tone sim.

Cl. *ppp* t t t t t sim. *mf*

Vln. *mf* bow on violin body (sarg) left hand tapping and

Vc. "mf" bow bounce on cello body (sarg), bowtip pointing down, damped strings tip middle tip

103


Fl. *p* 3 104 105 106 *f*

closed embouchure

Cl.

Vln.

Vc. middle tip middle tip



107 108 109

Fl. *air with hint of tone* *mp*

Cl. *ppp* *pp* *sim.*

Vln. *col leg. vertical bowing, damped strings* *pp* *col leg. bat. damped Sul E* *mp*

Vc. *middle* *mp* *bow behind bridge on winding of C-string* *pp*


110 111

Fl.

Cl. *5* *3* *3*

Vln.

Vc. *3* *3* *3* *3* *3* *3*



112 113 114

Fl.

Cl.

Vln.

Vc.

mp

pp

bow behind bridge on winding of C-string

115 116 117

Fl.

Cl.

Vln.

Vc.

p

mp

air with hint of tone

Fl. 126 keys 127 x 3 x 3 128 3 3 129 3 3

mf

Cl. t t t t t sim.

ppp *mf*

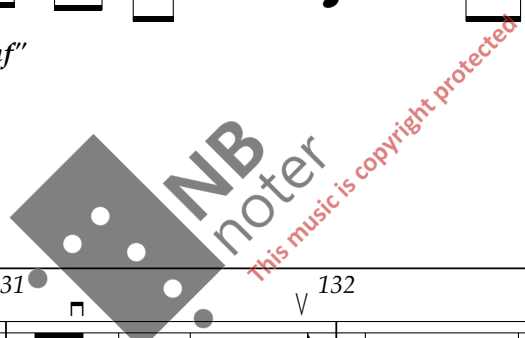
Vln. bow on violin body (sarg)

mf left hand tapping and

Vc. bow bounce on cello body (sarg), bowtip pointing down, damped strings

tip middle tip

"mf"



Fl. closed embouchure

130 131 132 133

p *f*

Cl.

Vln. col leg. vertical bowing damped

pp

Vc. middle tip middle tip

air with hint of tone

134 135 136

Fl. *mp*

Cl. *pp* *sim.*

Vln. *mp*

Vc. *mp* *pp*

col leg. bat. damped Sul E

middle → left hand tapping and

bow behind bridge on winding of C-string

137 138 139

Fl. *mf*

Cl. *mf* t t t

Vln.

Vc. *pp*

bow behind bridge on winding of C-string



closed embouchure

140 141 142

Fl. *mp*

Cl. *mp* *mf*

Vln.

Vc. *mf*

bow bounce on cello body (sarg) damped strings

143 144 145

Fl. *f* *mp*

Cl. *ppp* *pp* *sim.*

Vln. *pp* *mp*

Vc. *mp*

air with hint of tone

col leg. vertical bowing damped

col leg. bat. damped Sul E

tip middle tip left hand tapping and

146 147 148

Fl.

Cl.

Vln.

Vc.

bow behind bridge on winding of C-string

pp

149 150 151

Fl.

Cl.

Vln.

Vc.

bow behind bridge on winding of C-string

mp

pp



152 153 154

Fl.

Cl. *t t t t t t t t*
mf mp

Vln.

Vc.


155 jet 156 157 x o

Fl. *mf pp mf*

Cl. *V mf*

Vln. *bow on violin body "mf" mp*

Vc.




158 x o x o 159 x o x o 160 air with hint of tone 161

Fl. *mp*

Cl. (sounding like D) *ppp* t

Vln.

Vc. vertical bowing, damped strings *mp*



162 163 164

Fl.

Cl. *mp* t t t t t t t t t t

Vln.

Vc. ↑ ↓ ↑ ↓ ↑ ↓ ↑ ↓ ↑ ↓

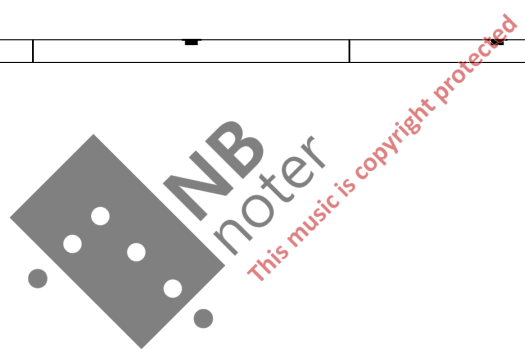
165 166 167 168 169

Fl. *ppp*

Cl. *ppp* *p*

Vln. *ppp*

Vc. *ppp*



170 171 172 173

Fl. *ppp* *p*

Cl. *ppp*

Vln. *p*

Vc. *ppp*

174 175 176

Fl. *p*

Cl. *p* t t t t t t t t t t

Vln.

Vc.

177 178 179

Fl.

Cl. t t

Vln.

Vc. *p*

try to play together with the tape,
quite free

180 181 182 183 184

Fl.

Cl. t t t

Vln. *p*

Vc.

185 186 187

Fl. *p*

Cl. *p* t t t t t t t t t t t t

Vln.

Vc.

188 189 190 191

Fl.

Cl. t t t t t t t t t t *p*

Vln. *p*

Vc. *p*

192 193 194 195

Fl. *p*

Cl. t t t t t t t t *p*

Vln.

Vc. *p*

196 197 198

Fl.

Cl.

Vln.

Vc.

p

t

p

199 200 201 202

Fl.

Cl.

Vln.

Vc.

p

more and more sul pont.

on the bridge

