

Lasse Thoresen

FLUTE TRIO
‘Strains from hither and yonder’

op. 59





Lasse Thoresen (2021/2024):

FLUTE TRIO
‘Strains from hither and yonder’
op. 59

For Alto Flute (in G) alt. Piccolo
Violoncello (with scordatura)
Prepared piano

Score in C

Duration: 24’ (appr.)


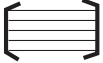
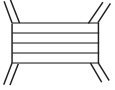

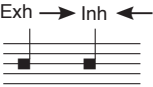

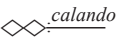




This music is copyright protected







Commissioned by
Maiken Mathiesen Schau
Trond Schau
Audun Sandvik

EXPLANATION OF SIGNS



GENERAL








-  Piano gives cue to the flute and the violoncello
-  Beginning and ending of metrical notation
-  Play independently of the other parts, disregarding their meter
-  Tremolo as fast as possible
-  Breathe out, breathe in
-  Insert notes in the main duration, return always to the main note
-  a series of *cresc.-decresc.* whose speed slow down
-  Produce a hhh-sound while changing the vowel
-  Repeat the indicated figure while accelerating

FLUTE













-  'Air sound' + pitch
-  Pitched sound plus air sound
-  Pizz.
-  Key click
-  Pitched sound with key click
-  Unison trill


VIOLONCELLO

-  'Air sound'
-  'Air sound' + pitch

-  pizz. ⊕ - - - - Muted pizzicato
-  Dampen string immediately after pizzicato
-  Drop bow squarely on the string
-  s.pc
-  ord.
-  s.t.
-  ⊕ - - - - - strike fingerboard with left hand fingers

PIANO

-  Depress key silently
-  Pizz. Pluck strings inside piano
-  Ord. Play the keys
-  pizz. ⊕ - - Mute the strings inside instrument, play the note on the keys
-  Pluck string inside the piano with fingertip
-  Pluck string inside piano with nail
-  Sweep back and forth over the strings inside the piano in the indicated register, producing a homogenous sound (no rubbing sound)
-  Moderately soft, not sharp plectrum
-  Soft mallets
-  Tremolo using a soft toothbrush
-  Approximate pitch
-  Rub strings with fingers



Ethereal Aria

op. 59 no 1

Lasse Thoresen
(2021/2024)

Tranquillo

one full breathe ' 3 ♩ ($\text{♩} \approx 54$)

Alto-flute

Violon-cello

Piano

pp

Scordatura

IV con sord.

liscio

Tasto: (◇)

Pizz. tremolo

pp dolce

sost. Ped. →

Vocal: air sound

Ex → In ← Ex →



6 4 ♩ ($\text{♩} \approx 54$)

3 ♩

lento, rubato

Vocal: air sound

p

(Ex →)

pizz.

pp

(sost. Ped.) →

10

ord. →

mf

spc. →

st. →

n < pp

Tasto: IV

Vocal: air sound

(sost. Ped.) →

15

4

pp

pizz.

S. Ped. _____

(sustained notes with pizz. attack)

19

ppp *gliss. dolce*
ord. *Pizz. tremolo*
ppp Ped. -
 U.C.

22

dim.
 (Ped.) - - - - - Ped. - - - - - Ped.

3 4

26

Vocal: air sound *pp*
 H(a) → (â) → (a) → (i) → a
 sordino via

Vocal: air sound *pp*
 H(â) → (a) → (â) - (i) → (â)

pp
 8^{vb}

Ped. - - - - - T.C.

43

4

Musical score for measures 43-46. The system includes a vocal line with triplets and a large slur, a bass line with notes and accidentals, and a grand staff with complex textures. Pedal markings are present at the bottom.

-- (Ped.) ---

(Ped.) --

47

4:

Musical score for measures 47-49. The system includes a vocal line with a triplet and a slur, a bass line with notes and dynamics like *pp*, and a grand staff with *arco*, *pizz.*, and *ord.* markings. A large watermark is overlaid on the score.

- (Ped.) - - - - -

* Ped.
U.C.

50

5:

Musical score for measures 50-53. The system includes a vocal line with notes and a slur, a bass line with notes and dynamics like *mf*, and a grand staff with notes and slurs. A descriptive note is present at the start of the system.

#o... vague overblown overtones - ad lib. air sounds

- (Ped.)

6 4: ♩.♩.♩.

52 *pp*

- (Ped.)

5: ♩.♩.♩.♩.

4: ♩.♩.♩.

55 *pp* ord. con sord, flautando, poco vibr.

p

- (Ped.)

(Ped. sempre)

58 *p*

keep rhythmic pattern, vary sequence of notes

61

- (Ped.) - -

64

4

- (Ped.) - -

67

(Ped. sempre)

70

ord.
pp sempre

- (Ped.) - -

73

Suoni:
Tasto:

senza sord. poco marc.

ord.
pizz.

- (Ped.) - -

76

Suoni:
Tasto:

pizz.

79

p *poco cresc.*

p

Ped. ----- 8vb -----

82

mp *dim.* *pp* *p*

FI FI

l.v. *pizz.* *p*

l.v. *

Resounding Pebbles¹⁾ op. 59 no 2

Lasse Thoresen
(2021/2024)

Suoni = Sounding pitch
Tasto = Fingering

Violoncello
Scordatura

Piano

The following strings should be prepared by fixing 'blue-tack' (heftemasse) to the strings, close to the pin-block:

4 ♩ (≈ 54)

Alto-flute

con sord.
pizz. trem.

pizz.

pp

mp

pp *mp* *pp*

Violoncello

pp

Piano

pp

tr

tr

Ped.
U.C.

5

pp

mp

p

mf

pizz.

ord.

ord.

(pizz. \oplus sempre)

- (Ped.) -

1) The title and the music are inspired by Roger White's "The Witness of Pebbles". George Ronald 1981

8

pizz. sempre

3 3

3 3 3

mp

p

trill rit.

irregular, ritardando

mp

p

-(Ped.) -

[T.C.]

11

3 3 3

mf *mp* *p*

mp *p*

mp

(Ped.) - - - - -

* (secco)

14

pp *pp*

pp *ppp*

dim. *ord.* *pp* *ppp*

mf

sord. via

17

pizz. pizz. ord.
pizz. pizz. ord.
pizz. pizz. ord.
pizz. pizz. ord.
pizz. ord.

1) ord.
ord.
ord.

mf pp

ord. ord.

Ped. - - - - - Ped. - - - - -

1) Mute the string with a finger inside piano

21

V
PF **Tempo ad lib.**

F
V

F
P

f *pizz. sempre* *non pizz.* *f* *f*

arco

pp

Tasto:

pp

- (Ped.) - - *

25

F
PV

F
P

sfz *mp* *f* *accel.*

pp *mp* *pp* *p*

3 (secco) 3 Ped. - - - - - *

29

sfz mf

arco

pizz.

Tasto:

Synchronize with flute

Synchronize with flute

** (secco) p*

32

accel.

f

sfz

pizz.

arco

cresc.

arco

pizz.

poco f

Ped.

36

f

3

mp cresc.

3

3

3

poco f

dim.

pizz.

mf

sfz

mf

cresc.

p

(Ped.)

Ped.

2) The following duo between flute and violoncello does not have to be exactly synchronized. There are three beats of unequal length in each šbar'.

40 *sempre*

p *cresc.* *pizz.* *dim.* *poco f* *p* *cresc.*

3 3 3 3 3 3

(Ped.)

43 *non pizz.*

mp *f* *poco f* *mf*

3 3 3 3 3 3

Tasto: *

47 *ord.* 6

sfz *sfz* *p* *poco f*

3 3 3 3 3 3

maintain rhythmic pattern, but vary sequence of notes

mf *p*

I.v.

Ped.

50 **F**
P

accel. - rit.

dim.

mp cresc.

ord.

ord.

- (Ped.) -

53 **F**
PV

fp accel.

f *n*

calando

Break off repeated figure

mf

p

Ped.

U.C.

56 **P**
VF

F
P

P

f *sfz* *f* *sfz*

Suoni:

Tasto: III

p *mf*

Ped.

T.C.

*

non vibr.
pp

p

p 1) m.s. cresc. poco f dim. p m.s. cresc. poco f dim.

(secco) 1) cresc. only in left hand (m.s.)

61

pp

m.d. cresc. 1) poco f dim. p cresc. poco f dim.

sempre p

1) cresc. only in right hand (m.d.)

63 4

cresc.

tremolo lento - accel.

cresc.

p m.d. f mf ff

m.s. f ff

Ped. Ped. Ped. Ped. *

65

frull. ord. ord.

f mp f

f mp mp

mp cresc. con Ped. ff p mp cresc. ff p

change order of notes ad lib. for every repetition

8
67

sfz

sfz

10

cresc. *ff* *dim.* *cresc.* *ff* *sfz*

70

4 *pizz.*

mf *f* *mf* *f*

sfz *mf* *f* *sfz* *mf* *f*

sfz *mf* *f* *sfz* *mf* *f*

sfz *mf* *f* *sfz* *mf* *f*

5

5

5

l.v.

sfz

Ped.

72

mf *f* *mf* *f*

sfz *mf* *f* *sfz* *mf* *f*

sfz *mf* *f* *sfz* *mf* *f*

sfz *mf* *f* *sfz* *mf* *f*

5

ff *p.* *sfz*

Ped.

Ped.

Ped.

tr (add voice) *tr*

sfz *p* *sfz* *mf* *ff*

sfz *p* *ff* *mf* *sfz*

sfz *ff* *mf* *f*

con Ped.

Tasto:

(pizz.)

Ped. *x*

f *sfz* *sfz* *sfz* *sfz* *sfz* *sfz*

ord. *ord.* *ord.* *ord.*

Tasto:

(Ped. sempre)

sfz *sfz* *ord.* *ord.*

sfz *sfz* *sfz* *ord.*

(Ped. sempre)

85

1) Adjust durations to synchronize at the cue of the piano

89

93

1) Adjust durations to synchronize at the cue of the piano *

Ped. - - - - -



96

trill. ritardando

calando 1), sempre *f*

calando 1), sempre *f*

(\oplus)

sfz

calando 1)

(Ped.)

dim. poco a poco

mp

1) slow down while maintaining the same duration of the bars

101



sfz

fp cresc. *f*

p arco cresc.

mf ord.

mf ord.

f

p

105

cresc. accel.

f

p

12
109 **5** Tranquillo

Musical score for measures 109-111. The score is in 5/4 time and features a piano accompaniment with a pizzicato (pizz.) effect. The right hand has a melodic line with triplets and a fermata. The left hand has a bass line with triplets and a fermata. A 'Tasto:' section is indicated in the bass clef. Dynamics include *p* and *mf*. Pedal markings include '(Ped.)' and 'Ped. sempre'. An 8^{va} line is shown at the bottom.

Musical score for measures 112-114. The score continues with a piano accompaniment. The right hand has a melodic line with a fermata and a crescendo. The left hand has a bass line with triplets and a fermata. Dynamics include *p* and *mf*. Pedal markings include '(Ped.)' and 'Ped. sempre'. An 8^{va} line is shown at the bottom.

Musical score for measures 115-117. The score continues with a piano accompaniment. The right hand has a melodic line with a fermata and a fortissimo (*fp*) dynamic. The left hand has a bass line with triplets and a fermata. Dynamics include *fp* and 'cresc.'. Pedal markings include '(Ped.)' and 'Ped. sempre'. An 8^{va} line is shown at the bottom.

6

118

121

125

1) Touch octave string node

14
128

131

135

U.C.

Spire, svinne, svirre, sveve

op. 59 no 3

Lasse Thoresen
(2021/2024)

Alto Flute (G) alt. Piccolo

Violoncello Scordatura:

Tasto:

Suoni:

poco marc.

n \rightarrow *mf*

inside the piano

pp inside the piano

mf *pizz.* *l.v.*

sweep back and forth with four fingers, two hands; produce an homogenous sound.

Ped.

4 $4 \text{♩} [\approx 84]$

pp

ord.

l.v. *p* *l.v.* *pp* \rightarrow *mp*

- (Ped.) -

U.C.

7

dim. *pp*

pp \rightarrow *mp*

l.v.

- (Ped.) - *l.v.*

10

tr[†] mp

dim.

Vocal: Breathing sounds: exhale and inhale
 EX → *mf* IN ← EX → IN ← EX → IN ←

H(o) → H(a) H(o) H(a) H(o) → H(a)

pp *mp* *mf*

- (Ped.) - (Ped. sempre)

14

Suoni:

Tasto:

ord.

pizz. *mf* *n* *mf*

- (Ped.) - T.C.

18

3 3 6

pizz. *mp* *p*

21

flaut. mp
ord.

pp p pp

- (Ped.) -

25

Suoni:

Tasto:

pp mf f

l.v. inside piano δ^{vb}

28

ord.

pp mf pp

1) 2)

(Ped. sempre)

1) Right hand and on keys; left hand dampens string with finger(s) first far from the pinblocks, producing a complex sound, then closer to the pinblocks, creating a slightly more pitched sound.

2) place finger on string away from pinblock

34

mf p pp

- (Ped.) -

40


ord.)

pp mf $dim.$


(Ped. sempre)

↑ away from pinblock

46




 pizz., keyclick, air sound



- (Ped.) -

52



- (Ped.) -

* ⊕
 ↑ away from pinblock

57

+ pitched pizz



1) Drop bow squarely on string

(secco)

away from pinblock

3: ♩ ♩ ♩

[♩. ≈ 42]



116

H(a)

1) Play with medium soft plectrum

H(o) H(a)

pizz. medium soft plectre

Sost. Ped. →

(Ped.) - - - - - *

pp *mp* *pp*

121

pp *mp* *p*

3 1) 3 5

pp *ppp* *mp*

ord.

p

- (S. Ped.) -

127

3: ♩ ♩ ♩

3: ♩ ♩ ♩

Piccolo flute

Play independently of meter, begin on cue. Bird - like

≈ 189

pp *mf*

3 3 5 5 3

1) Bessleiken by Ola Brenno; Gunvor Hegge, langeleik.

132 8

3: $\text{♪} \text{♪} \dots$

P
 F

pp

3

mf $\text{3:} \text{♪} \text{♪}$

5:4 5:4

medium soft plectre

ppp

mp

S. Ped. \longrightarrow

136 8

P
 F

mp *mf* *pp* *f*

5 3 5

mp

V
 F

f

141 8

ppp *f* *pp* *f*

sim.

l.v.

145 8

sfz

Trills (tr) and accents (>) are present above the notes.

150 8

Trills (tr) and accents (>) are present above the notes.

154 8

Trills (tr) and accents (>) are present above the notes.



3: (trill) (pizz.) *p* *sfz*

S. Ped. →

158 8

f *dim.*

5 *pp* 5

pp

162⁸

pp *mf* *p*

3 3

inside piano *pp*

(S. Ped.)

♩ = 120

167⁸

mp *ppp* *p* *ppp*

♩ = 120

Tasto

Dampen strings

pp *mf* *p*

(*8^{vb}*)
(Ped. sempre)

172

f *mf* *f* *molto* *dim.* *p*

(*8^{vb}*)
(Ped. sempre)

agitato

♩ = 120

180 **4** [≈84]

Suoni: 6

Tasto: 6

cresc.

sim.

cresc. poco a poco

(8^{va}) (Ped.)

184 **3**

Tasto: 6

ff

cresc.

(8^{va}) (Ped.)

186

Alto flute

(3)

tr 234

f

mf

f

mf

f

l.v.

(Ped.)

(8^{va})

(Ped. sempre)

6 [≈84]

189

F
PV

f

sfz

(8^{vb})

192

V
FP

tr 234

V
FP

tr 234

Tasto:

sfz

Ped.

(8^{vb})

sfz



196

Musical score for measures 196-198. The system includes a vocal line with a fermata, a flute line with notes marked *8va*, and a piano accompaniment. The piano part features a *dim.* (diminuendo) marking and a 9:6 ratio, followed by a *mf* (mezzo-forte) section. A *sfz* (sforzando) marking is present with the instruction *(Ped.)*.

199

Musical score for measures 199-203. The system includes a vocal line with a fermata, a piccolo flute line labeled *Piccolo flute* with a *f* (forte) dynamic, and a piano accompaniment. The piano part includes a *cresc.* (crescendo) marking and a *sfz* marking with *(Ped.)*. A *tr* (trill) marking is present in the piano part. A *P* (Piano) dynamic marking is shown above the vocal line, and an *F* (Forte) dynamic marking is shown above the piccolo flute line.

204

Musical score for measures 204-206. The system includes a vocal line with a fermata, a piano accompaniment with a wavy line, and a piano part with a *tr* (trill) marking. A *P* (Piano) dynamic marking is shown above the vocal line. The piano part includes a *tr* marking and a *(Ped.)* instruction.

207 8

5:4

F
P

dim.

f

$\leftarrow \overset{3}{\underset{[7]}{\curvearrowright}}$ ≈ 126

3

3

Ped. --- * *

212 8

P
V

3 ≈ 126

Tasto: \vee III \vee \vee

dim.

3

f

217 8

P
F

dim.

2

3

222 8

tr tr tr tr tr

3 3

dim.

8va

Ped.

227

tr tr

231

poco rit.

p

f

V P

9:6

8va

Ped.

(Ped.)

234

8va

8va

9:6

236 8

V
PF

f

8^{va}

f *ff*

Ped.

240 8

P
VF

f

6

6

8^{va}

f

tr

con Ped.

244 8

P
VF

tr

6

6

tr

248

tr

8^{va} *ff*

sfz

Ped.

252

duration ad lib.

mp *leggiero*

Tasto:

dim. ----- *pp*

l.v.

8^{va}

(Ped.) -----

P
V

254 8

sim.

mp

mp

(Ped.) -----

V
PF

8^{va}

U.C.

257 8

dim.

8^{va}

dim.

pp

pizz.

(Ped.) -----

P
VF

secco