

Harald Sæther



Aurora Borealis


For flute, harp and viola


2008


INSTRUCTIONS


For the flute


(∅) = Breath, without sound (not to plan the lip, don't let the breath go out to the angles of the mouth)


 = Key struck (marks the position of resonance, not the height of the mechanical noise)


 = bands of natural harmonics

 = covering the mouthpiece entirely with the lips, hold it between the teeth (without chlenching them) as far inside the mouth as possible with the tongue in the hole of the mouthpiece (close it more than 2/3 of the way, leaning on lower part). Almost without any pressure, one can produce a light hiss pitched two octaves above the fundamental.

 = covering the mouthpiece entirely with the lips, hold it between the teeth (without chlenching them) as far inside the mouth as possible, blow a violent glissando as if warming up the instrument. It will sound a major seventh lower.


 = always while covering the mouthpiece, make a rounded, resonant tongue stroke. It will sound a major seventh below.

 = natural harmonics on the fundamental.

9  = multifonic artificial sound, with secure emission and control

2
3
4
3
4

C


11  = multifonic tremolo


2
3
4
3
4


2
3
4
3
4

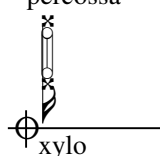
C C


For the harp

 = stop the lowest tone in the chord


 = damp the strings near by the neck with one hand and play with the other.
The preferred sound should be like a playing a xylorimba.

percossa
 = in treble system:
damp the strings near by the soundboard with right hand and struck the strings with the left
= in bass system:
damp the strings upper part with the left hand an struck the strings with the right


p
percossa
 = damp the strings upper part with left underarm and struck the strings with the right.
The "noteheads marks the range of the cluster




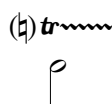
For the viola

 = harmonics or quasi harmonics, give the string just a soft touch with the left hand finger in the indicated position. Real harmonics will sound, quasi harmonics will "whisper"

martellare percossa

 = struck the strings with the wood, make it like a discret arpeggio if it is not possible to struck all strings at the same time

 = quasi harmonics chord, press the strings just with a soft touch, play the two darkest strings a short while, then change to the next two

 = (b)(h)(#)(x)(#x) indicates the position of the trill note (flat, natural, sharp, double sharp or triple sharp), the intervals must be one, two, three four or five semitones

Aurora Borealis

for flute, harp and viola

♩ = 60 ca

Harald Sæther 2008

Flute

soffio, senza suono

mf

Harp

fff

Viola

sfz *mp*

tr. tempo: rit.

quasi niente

5

Fl.

simile

mp *p*

Hp.

ff

Vla.

8

Fl. *p* *chiave percossa* *p* 3 3 3

Hp. *p*

Vla. *sfz p* *tr. tempo: rit.* *gliss.* *quasi niente* 8^{va}

6/4 4/4 6/4

11

Fl. *ff* *bande di armonici naturali* *ff*

Hp. *pp*

Vla. *pp*

6/4 4/4 6/4



13

Fl.

6/4 4/4


Hp.

pp

Vla.

6/4 4/4

pp



14

Fl.

4/4

ff

Hp.

p

xylo

Vla.

4/4

pp

16 suono fischiando

Fl. *pp* *p* *pp*

Hp. *pp* *mf*

Vla. flautando *pp* simile

17

Fl. *pp* *mp* *pp*

Hp.

Vla.

NB
noter
This music is copyright protected

molto rit.

18

Fl. *pp* *p* *pp* *ff*

Hp. *ppp* *ppp*

Vla. *ppp* *mp* pizz.

A

$\text{♩} = 60 \text{ ca}$

19

Fl. *sfz* *pp* *sfz* trull.

Hp. *sfz* *p* arpeggio molto rapido *pp* xylo *sfz* *p* simile

Vla. *f* arco *p* *f*


3/4 **4/4**

22

Fl. *pp* 3 3 *pp*

Hp. *pp* xylo

Vla. *ppp* *p* *gliss.*



24

Fl. *pp* 3 3 *sf sf* *mf* *sf* *mf* *sf* *ff*

Hp. *ppp* *p*

Vla. *ppp* *p* *gliss.*

26

Fl. *mp*

Hp. *pp* *mp*


Vla. *sfz p*

28

Fl. *p*

Hp. *mp* *pp* *mp*

Vla. *sfz pp* *pizz.*



29

Fl. *mp mp* **6/4**

Hp. *mp pp mp pp* **6/4**

Vla. *sfz p* **6/4**

molto rit.

30

Fl. *p* **6/4** *ppp* **4/4** **6/4**

Hp. *mp ppp* **6/4**

Vla. *sfz mp* **6/4** **4/4** **6/4**

Ped. * **4/4**

G.P.

B ♩ = 50 ca

32

Fl. *giocare*
cantare

6/4 5/4 6/4

ppp *p*

Hp. *sfz* *sfz* *p* tr


Vla. *mp* tr *quasi niente*

34

Fl. *p* *ppp* 4/4 *p* *f* 6/4

Hp. *tr* *mp* *sfz*

Vla. *mp* tr *quasi niente*



♩ = 35 ca poco accel.

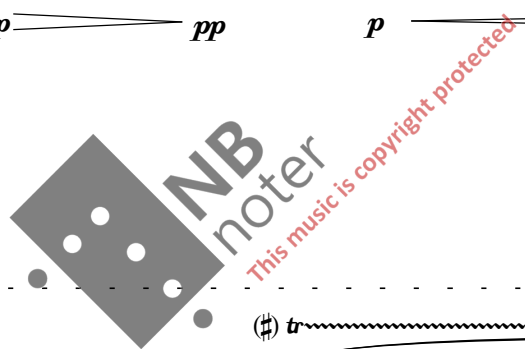
36

Fl. *p* *ppp*

Hp. *mp* *quasi niente*

Vla. *pp* *p* *pp* *p* *mp*

6/4 3/4



37

Fl. *mp*

Hp. *mp*

Vla. *p* *mp*

3/4

38

Fl. *pp sf p sf*

Hp. *pp mp*

Vla. *p mp p mp mf mp*

8va

39

Fl. *mp sf mf sf*

Hp. *mf*

Vla. *mf p mp*

6/4

♩ = 60 ca

40

Fl.

sfz pp

6/4

4/4

Hp.

p percossa

xylo

6/4

4/4

Vla.

p mp pp p

♩ = 50 ca

41

Fl.

sfz pp

4/4

Hp.

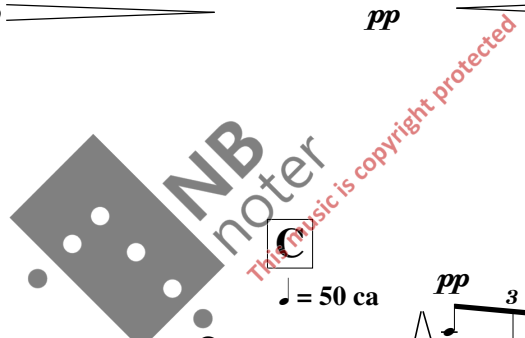
ppp

pp xylo

4/4

Vla.

ppp gliss.



43

Fl.

pp

f *f*


quasi niente

Hp.

Vla.

mp *p*

gliss.



45

Fl.

6/4

Hp.

xylo *mf* *p*

3 3 3

Vla.

6/4

mp *p*

gliss.

molto rit.

46

Fl. *tr.* *tr. tempo: rit.*

sfz *mp*

6/4 4/4

Hp. xylo *mf* *p*

Vla. *mf* *mp*

6/4 martellare percossa 4/4



47

Fl. *tr.* *quasi niente* *ff* *ff*

4/4

Hp. *mp*

Vla. *ff*

♩ = 50 ca

50

Fl. *pp* *sf sf* *mp*

percossa

xylo *ppp* *p* *mp*

Vla. *ppp* *p* *mp* *mf* *gliss.*



52

Fl. *mp*

Hp. *gliss.* *gliss.*

Vla. *p* *gliss.* *gliss.* *gliss.*

54

Fl. *ff* *pp* *frull.*

Hp. *gliss. gliss.* *xylo pp* *xylo*


Vla. *p* *gliss.* *gliss.*

56

Fl. *sf* *mf* *sf* *mf* *sf* *mf*

Hp. *mf* *xylo*

Vla. *gliss.* *gliss.*



57 rit.

Fl. *p* simile

Hp.

Vla. *mf* *p*

♩ = 40 ca **Molto rubato quasi senza metrum**

59

Fl. *ff*

Hp.

Vla.

Flauto temp ad lib.

60

Fl.

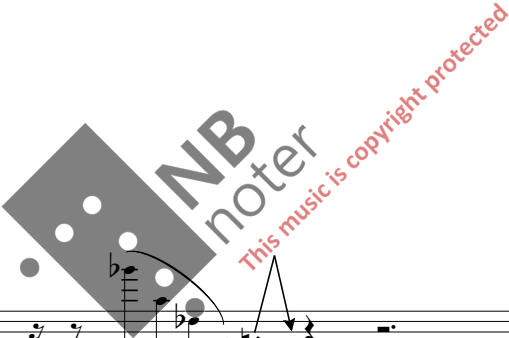
Hp.

Vla.

ff

6
4

ppp



62

Fl.

Hp.

Vla.

mf sf f sf mp

6
4

ff

molto vibrato quasi tremolo

mf sfz P

5'24"