

Martin A. Hirsti-Kvam

Four part motet (2023)

for string quartet and electronics




Written for Oslo String Quartet with support from the Norwegian Arts Council

Duration: ca. 9 minutes

Performance notes:

- The music should be played non vibrato if else is not indicated

 Crescendo/diminuendo from/to (quasi) niente


 ♯/♭ ¼ sharp/flat

Electronics:

The electronic track can be played in two ways: through a transducer taped to the instrument body, with a separate audio track for each instrument; or through two small speakers placed close to the musicians on stage.

Scordatura:

Vln. I Vln. II Vla. Cello

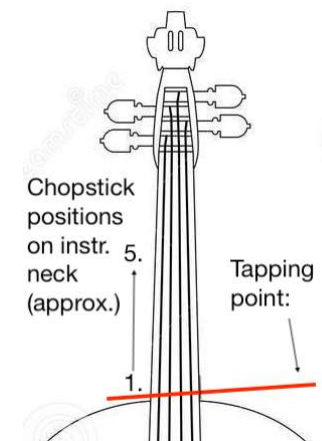


Preparations:

The violins and the viola are prepared as follows: Strings **IV** and **III** are prepared with a round spiral paper clip between the bridge and the fingerboard. Violin II, Viola and Cello should have a chopstick placed underneath the **I** string and above the **II** string, like the in the following diagram.


“Chopstick trill.” tap chopstick on the end sticking out, so that it bounces up and down quickly, creating a percussive “trill” texture.

Chopstick positions: the “chopstick trills” in the viola and cello parts alternate between 5 positions on the instrument neck, and the “slides” indicates the timing of the movement between these positions.



Cello multiphonic:

Use bow speed and placement, as well as left hand placement (with pressure the same as playing a normal harmonic) to find the cello multiphonic, where several of the harmonics can sound at the same time.



5/4 3/4 **F** 4/4 3/4 **G** 4/4

49

Vln. I *f* *mf* *pp* *mf* *pp* *mf* *pp* *mf*

Vln. II *f* *mf* *pp* *mf* *pp* *mf* *pp* *mf*

Vla. (change strings as imperceptibly as possible) play with timbre and dynamic fluctuations ad lib. in dialogue with track

Vc. *f* *p* *pp* *pp* *p* *ppp* *p*

PPP [m] [e]

arco pizz. p

pizz. p

[m] [e]

4/4 3/4 2/4 3/16 3/4 5/8 2/4 3/8 4/4 **H** 3/4

59

Vln. I arco pizz. *f* *mf* *p* *mf* *f* *ppp* *mf* *p* *pp* *mf* *p*

Vln. II *mf* *p* *p* *mf* *p* *f* *p* *mf* *p*

Vla. *mf* *p* *p* *mf* *p* *mf* *f* *p* *arco* *pizz.* *p*

Vc. *p* *p* *mf* *p* *mf* *f* *p* *arco* *pizz.* *p*

arco pizz. p

arco pizz. p

[m]

71

5/8 pizz. arco pizz. arco pizz. arco pizz. 3/4 4/4 3/4 5/8 3/4 3/8 2/4

Vln. I *pp* *mf* *p* *pp* *mf* *p* *mf* *p* *mf* *p* *f* *p* *f*

Vln. II *p* *mf* *p* *mf* *p* *mf* *p* *mf* *p* *mf* *p* *mf* *f*

Vla. *p* *ppp* *mf* *p* *mf* *p* *mf* *p* *mf* *p* *mf* *p* *mf* *f*

Vc. (IV)

83

2/4 3/4 J 5/8 K 0

Vln. I *pp* *mf* *p* *pp* *mf* *p* *mf* *p* *mf* *p* *mf* *p*

Vln. II *p* *mf* *p* *mf* *p* *mf* *p* *mf* *p* *mf* *p* *mf* *p*

Vla. *p* *ppp* *mf* *p* *mf* *p* *mf* *p* *mf* *p* *mf* *p* *mf* *f*

Vc. (III) (III) (IV)

4/4 **N** ♩ = 48

remove paper clips and chopsticks as quietly as possible before bar 129

Voice octave up or down when necessary

[m] *ppp* *pp* *ppp* *pp*

arco con sordino legato, make bowing changes as imperceptible as possible

remove paper clips and chopsticks as quietly as possible before Letter O

Voice octave up or down when necessary

[m] *ppp* *pp* [m] *ppp* *pp* [m] *ppp* *pp*

Vln. II

Voice octave up or down when necessary

[m] *ppp* *pp* [m] *ppp* *pp*

Vla.

remove paper clips and chopsticks as quietly as possible before Letter O

Voice octave up or down when necessary


[m] *ppp* *pp* [m] *ppp* *pp*

Vc.

remove paper clips and chopsticks as quietly as possible

arco Multiphonic *ppp* *p* *pp*

Violin I (Vln. I) and Violin II (Vln. II) parts feature a melodic line with dynamic markings *pp*, *p*, and *pp*. The Viola (Vla.) part includes fingering indications (III) and dynamic markings *pp*, *p*, and *pp*. The Violoncello (Vc.) part includes dynamic markings *pp*, *p*, and *pp*. Performance instructions for the strings include: "arco with practice mute legato, make bowing changes as imperceptible as possible".



Vln. I
 Vln. II
 Vla.
 Vc.

Musical score for Violins I and II, Viola, and Violoncello. The score is in 4/4 time and features dynamic markings such as *p*, *pp*, *f*, and *pizz.* (pizzicato). The Vln. I part has a long melodic line with a crescendo from *p* to *f*. The Vln. II part has a similar line with a crescendo from *pp* to *f*. The Vla. part has a melodic line with a crescendo from *p* to *f*. The Vc. part has a melodic line with a crescendo from *pp* to *f*. The score is marked with a 'P' at the top right and a '141' at the top left. A large watermark 'NB noter' is overlaid on the score.

151

Score for Violin I (Vln. I), Violin II (Vln. II), Viola (Vla.), and Violoncello (Vc.).

Vln. I: Treble clef. Includes markings for *arco bow on bridge*, *pizz.*, *arco (ord.)*, and dynamics *pp*, *p*, and *pp*. A **Voice** line is present above the staff.

Vln. II: Treble clef. Includes markings for *arco bow on bridge*, *+pizz.*, and *arco ord.*. Dynamics include *pp*, *p*, and *pp*. A **Voice** line is present above the staff.

Vla.: Alto clef. Includes markings for *arco bow on bridge*, *[m]*, and *pp*. Dynamics include *pp*, *p*, and *pp*. A **Voice** line is present above the staff.

Vc.: Bass clef. Includes markings for *arco bow on bridge*, *[m]*, and *pizz.*. Dynamics include *pp*, *p*, and *pp*. A **Voice** line is present above the staff.

The score features complex phrasing with long, sweeping lines and dynamic markings such as *pp* (pianissimo), *p* (piano), and *pp* (pianissimo). A large watermark "IMB noter" and "This music is copyright protected" is overlaid on the score.