

the (e)scape goat is for percussion duo, sound and video.

The percussionists are seated on chairs in order to keep their instruments (one canvas each) at the same level: Percussion 1 at right side and Percussion 2 at left side seen from the from audience.

The front of the canvases are facing the audience and should capture the light/visuals coming from the projector framed by the canvas. The projector should be located on the floor or mounted in the ceiling. The projector should be of good quality; low noise as well as high ANSI lumen. Little or no other light should interfere on the stage.

Sound- and video files (the sound are on the video files) are triggered with a suitable device according to the score. The files are projected on each canvas and triggered by percussionist 2 or a third person. In the score the triggering is notated with a black triangle.

The image have to correspond to the frame of the canvases. No image should be projected outside or get distorted. Though the sections with feathers might not. Also only in these sections the performers hands and images may interfere.

With the videos there are sounds played out through stereo loudspeakers. These sounds are notated as ques for both players in the score «Tape/Video».

Both canvases are to be amplified with a small DPA or similar - either on the chest of each performer or onto the canvas on a suitable spot. The instrumental sounds should somehow blend with the prerecorded sound as well as slightly panned according to the set-up. Therefore dynamics are indicative when coming to the actual outcome. Also nuances in all the sounds should always be taken care of and worked with.

The score is preferable worked out with iPad in 4score or similar application. It is important to take into consideration where the iPads are places as well as the light illuminating from them. This score is formatted for iPad use.

The piece could be played with a click track in ear for the percussionists to keep the accuracy of the score, sounds and visuals. But it is highly recommended to try out with the video and sound before putting any click-track in-ear.

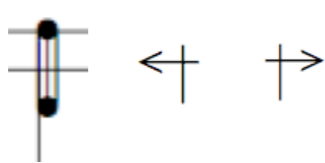
Both canvases should be of white linen, 60x90 in size. On the left back side of each canvas (seen from the behind), five strings is stretched to make up a simple chordophone played with left hand thumb. The tuning should be done freely in no clear scale somehow going from lowest to highest pitch - right to left, quite low in pitch. The playing should be delicate, somehow contrasting the other percussive sounds.

The instruments are played in following ways:

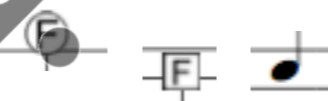
RIGHT HAND (lower note system) and LEFT HAND (higher note system), letter in box: Palm [P], Finger(s) [F], Thumb [T], Nail(s) [N] or Hand (inside of hand or all fingers) [H].

Arpeggio strings.

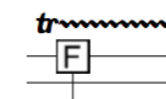
Played with left hand thumb (from right to left) or the nail of the thumb (from left to right)



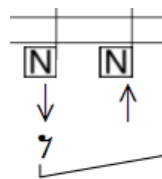
Three ways of playing with the skin of finger(s): either index finger 'snap' close to edge - like a rim shot, or regular finger playing, or tap, somehow leaving the finger on the surface to damp a little - alternating index finger and middle finger.



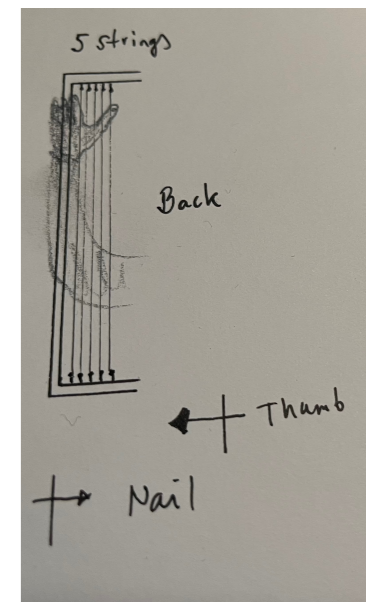
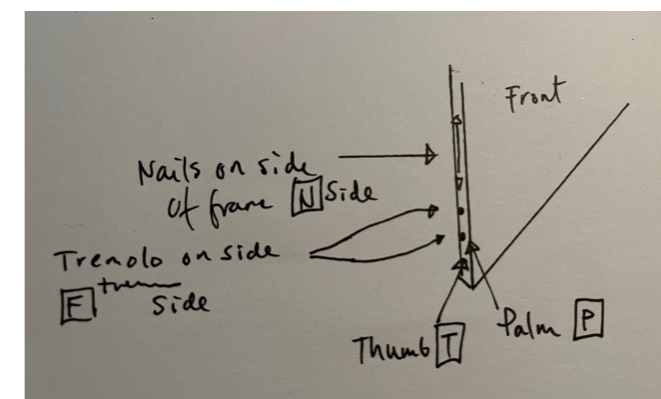
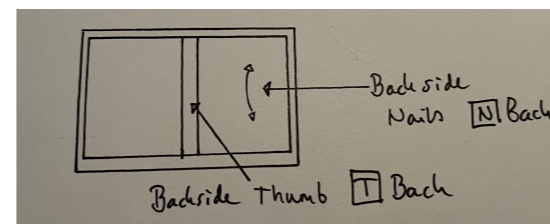
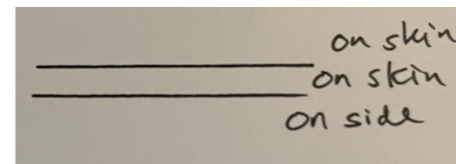
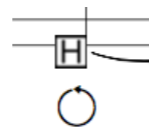
Thrill between to fingers: index finger and middle finger alternate



Arrow down/up indicating the movement of hand.



A circle is also indicating the movement of the hand that are played against the skin, either on front or on backside.



The performers sometimes hum (closed mouth) glissandi up and down.



Dotted slur indicates when to leave the right hand on the side of the canvas - not stopping the video image coming from the projector.



the (e)scapegoat

for percussion duo, sound and video

Erik Dæhlin

The score is written for three parts: Percussion 1, Tape/Video, and Percussion 2, all in 4/4 time. The Percussion 1 part has a bracketed section for an introduction video. The Tape/Video part has a double bar line and a 4/4 time signature. The Percussion 2 part has a bracketed section and a 4/4 time signature. A text box in the Percussion 1 part provides instructions for the video introduction.


Percussion 1

The position for this introduction video is in the middle of the two main positions, standing.

Percussion 1 gets in position holding the canvas/drum to let the projected images fit into the frame.
Percussion 2 gets in position and triggers the introduction (video) projected on the canvas of Percussion 1..

Tape/Video

Percussion 2



♩ = 60

3

Tap

Side

mp

Side

6

slow

Side

Side

mp

9

Tap 5

VIDEO 1 (#2)

Musical score for measures 9-11 in 3/4 time. The score consists of four staves. The top staff contains melodic lines with notes, rests, and dynamics (F, P). It includes a 'Tap' instruction above a five-note sequence and several triplet markings. The second staff shows rhythmic patterns with notes and rests, including a 'Tap' symbol. The third staff features a 'VIDEO 1 (#2)' box and rhythmic notation. The bottom staff contains notes and rests, with a dotted line extending from the end of the measure. The time signature changes to 4/4 at the end of the section.

12

Side

Musical score for measures 12-14 in 4/4 time. The score consists of four staves. The top staff has melodic lines with notes, rests, and dynamics (H, F, P), including a triplet and a 'Side' instruction. The second staff shows rhythmic notation with notes and rests. The third staff contains notes and rests, with a 'tr' (trill) marking. The bottom staff features notes and rests, including a triplet and a 'slow' instruction. The time signature changes to 4/4 at the end of the section.

15 ← slow

Tape

3/4 2/4 3/4 2/4

F P T F P T F P

tr

5 5 3 3

19

Hum slow glissando

4/4 2/4 3/4 2/4

F P T F P T F P

tr

3 3

gliss.

24

Musical score for measures 24-27. The score consists of three staves. The first staff contains a triplet of eighth notes, followed by a tremolo, and then a triplet of eighth notes. The second staff features a triplet of eighth notes, a tremolo, and a triplet of eighth notes. The third staff includes a tremolo, a triplet of eighth notes, and a triplet of eighth notes. The time signature is 4/4 for measures 24-25, 27, and 28, and 2/4 for measures 26 and 27. Dynamic markings include 'Side', 'Hum', and 'gliss.'. There are also markings for 'with nail' and 'tr'.

28

Musical score for measures 28-31. The score consists of three staves. The first staff contains a triplet of eighth notes, a tremolo, and a triplet of eighth notes. The second staff features a triplet of eighth notes, a tremolo, and a triplet of eighth notes. The third staff includes a tremolo, a triplet of eighth notes, and a triplet of eighth notes. The time signature is 4/4 for measures 28-29, 31, and 32, and 2/4 for measures 30 and 31. Dynamic markings include 'Hum', 'gliss.', and 'slow'. There are also markings for 'tr' and 'N'.

33

mp 5:3

slower and slower arpeggio...

Hum gliss.

T P

36

VIDEO 2a (#2)

Tape

F H N N P T F P

F H

T P

Musical score for measures 40-46. The score is written for a grand staff with five staves. The top staff uses a treble clef and a key signature of one flat. The bottom staff uses a bass clef. The music includes various rhythmic patterns, rests, and dynamic markings such as 'P' (piano) and 'F' (forte). There are also performance instructions like 'slow' and '3' (triplets). A large watermark 'NB noter' is overlaid on the score.

Musical score for measures 47-53. The score is written for a grand staff with five staves. The top staff uses a treble clef and a key signature of one flat. The bottom staff uses a bass clef. The music includes various rhythmic patterns, rests, and dynamic markings such as 'P' (piano) and 'F' (forte). There are also performance instructions like 'Side' and '3' (triplets). A large watermark 'NB noter' is overlaid on the score.

8 52 ← slow

Side

VIDEO 2b (#2)

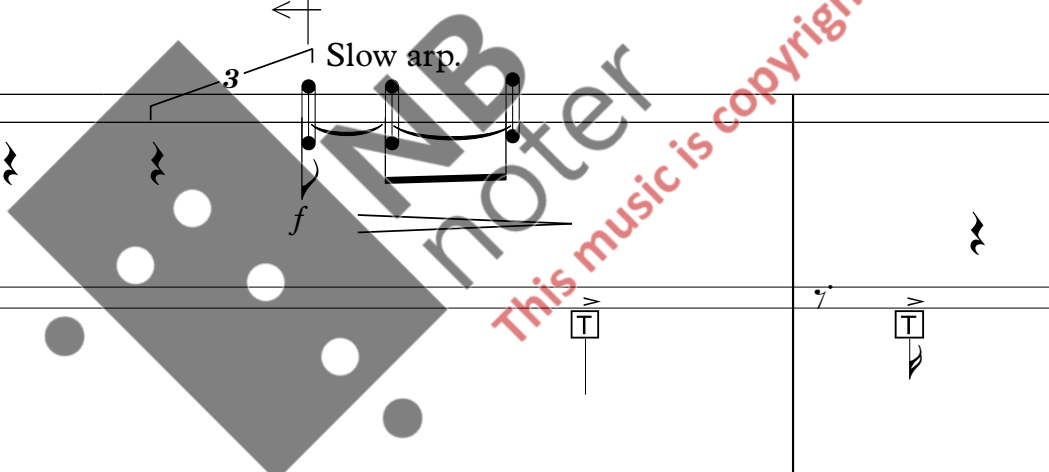
52 54 55

56

56 57 58 59 60

Musical score for measures 61-65. The score is written for two staves. The time signatures are 3/4, 2/4, and 4/4. The notation includes glissandos (gliss.), triplets (3), and dynamic markings such as (p). There are also markings for 'Hum' and various articulation symbols like accents and slurs.

Musical score for measures 66-70. The score is written for two staves. The time signature is 3/4. The notation includes triplets (3), 'Slow arp.', and 'Hum' markings. There are also markings for glissandos (gliss.) and various articulation symbols like accents and slurs.



Musical score for measures 80-84. The score is written for a multi-staff instrument, likely a harp or piano, with a 'Tape' section. It includes various musical notations such as notes, rests, trills (tr.), glissandos (gliss.), and dynamic markings like 'Hum' and 'sim.'. There are also performance instructions like 'slow' and '3' (triplets).

Musical score for measures 85-89. The score continues from the previous page, featuring similar musical notations and performance instructions. A large watermark 'NB noter' is visible across the score. The 'Tape' section continues with various rhythmic patterns and dynamic markings.

Musical score for measures 90-95. The score is written for a multi-staff instrument, likely a harp or piano, with a 'Tape' section. The time signature is 3/4. The notation includes various techniques such as triplets, glissandos, and trills. Specific markings include 'T' (Tape), 'F' (Fingering), 'P' (Piano), 'Hum' (Humming), 'Back' (Backward), and 'gliss.' (glissando). A large watermark 'NB noter' is visible across the score.

Musical score for measures 96-101. The score continues from the previous system, with a 'Tape' section. The time signature changes from 3/4 to 4/4 and then to 2/4. The notation includes various techniques such as triplets, glissandos, and trills. Specific markings include 'T' (Tape), 'F' (Fingering), 'P' (Piano), 'H' (Harmonics), and 'gliss.' (glissando). A large watermark 'NB noter' is visible across the score.

101

VIDEO 4a (#2)

Tape

106

Tape

Back

Musical score for measures 125-130. The score includes five staves. The top staff features a tremolo (tr) over three F notes. The second staff contains glissando (gliss.) markings. The 'Tape' staff shows rhythmic patterns. The fourth staff includes dynamics like *pp* and hairpin symbols. The bottom staff contains sixteenth-note runs and a dotted line. A large watermark 'NB noter' is present across the score.

Musical score for measures 130-135. The score includes five staves. The top staff features a triplet of notes. The second staff contains glissando (gliss.) markings. The 'Tape' staff shows rhythmic patterns. The 'Strings' staff includes a five-measure phrase. The bottom staff contains triplet markings. A large watermark 'NB noter' is present across the score.

VIDEO 6 (#2)

Side tr

tr

3

3

6

3

3

3

P N F H T F P H P

slow

slow arp.

5

3

3

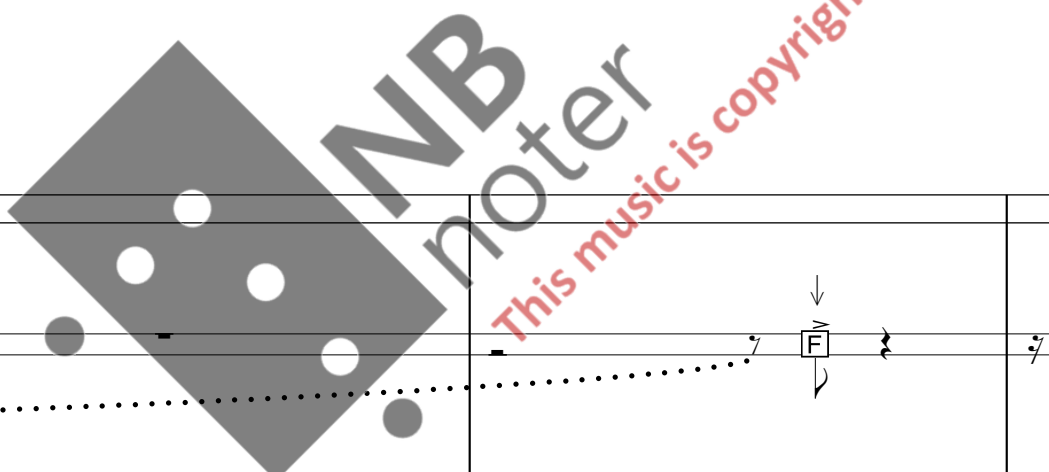
3

3

3

H N N T P P P F T

3/4 2/4 3/4 2/4 3/4 2/4



Musical score for measures 143-146. The score includes a 'Tape' staff and four upper staves. Measure 143 is in 2/4 time. Measure 144 is in 2/4 time. Measure 145 is in 5/4 time. Measure 146 is in 3/4 time. The notation includes notes, rests, and dynamic markings (T, P, F). A large watermark 'NB noter' is present in the center.

Musical score for measures 147-150. The score includes a 'Tape' staff and four upper staves. Measure 147 is in 3/4 time. Measure 148 is in 2/4 time. Measure 149 is in 2/4 time. Measure 150 is in 3/4 time. The notation includes notes, rests, and dynamic markings (T, P, F). A large watermark 'NB noter' is present in the center.

Musical score for page 149, measures 149-152. The score is written for piano and includes a 'Tape' part. The piano part consists of two staves. The top staff uses a 3/4 time signature for measures 149-150 and a 4/4 time signature for measures 151-152. The bottom staff uses a 3/4 time signature for measures 149-150 and a 4/4 time signature for measures 151-152. The piano part includes various notes, rests, and articulation marks such as accents, slurs, and dynamic markings like 'P' (piano) and 'F' (forte). A 'VIDEO 7 (#2)' box is present in measure 149. A 'Tape' part is written on a single staff below the piano staves, with a 3/4 time signature. The score includes a large watermark 'NB noter' and the text 'This music is copyright protected'.

Musical score for page 153, measures 153-156. The score is written for piano and includes a 'Tape' part. The piano part consists of two staves. The top staff uses a 3/4 time signature for measures 153-154 and a 5/4 time signature for measures 155-156. The bottom staff uses a 3/4 time signature for measures 153-154 and a 5/4 time signature for measures 155-156. The piano part includes various notes, rests, and articulation marks such as accents, slurs, and dynamic markings like 'P' (piano) and 'F' (forte). A 'Tape' part is written on a single staff below the piano staves, with a 3/4 time signature. The score includes a large watermark 'NB noter' and the text 'This music is copyright protected'.

157

Back Back

VIDEO 8 (#2)

Slow arp.

160

trill

slow