

Karsten Brustad:

MiR

for

guitar, electronics and video

Durata: 19:15 min.

MiR is a comission from the guitarist Thomas Kjekstad with financial support from Det Norske Komponistfond

Foto: Jørn Bøhmer Olsen



NB
noter

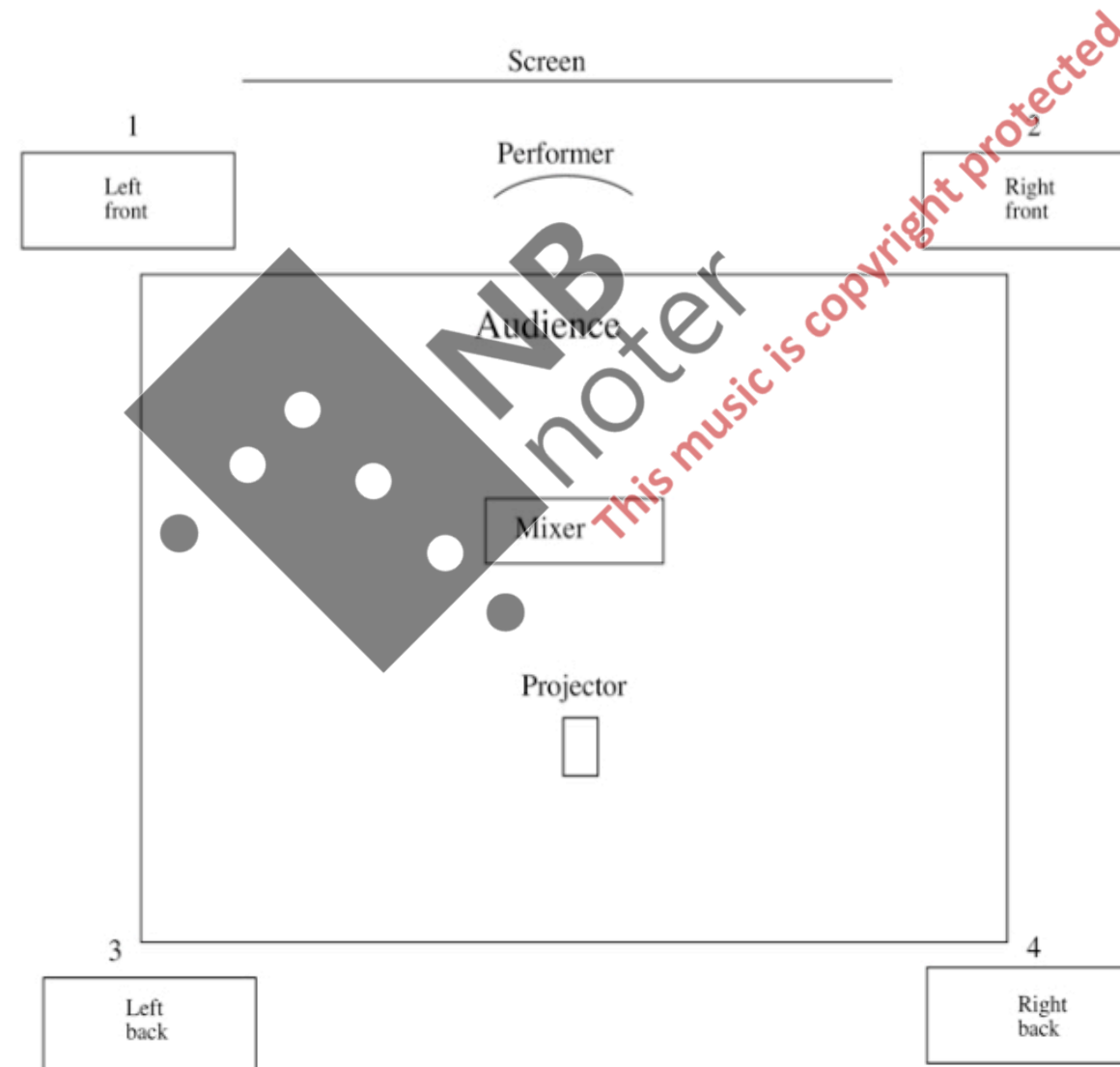
This music is copyright protected

Electronics: All non-realtime electronics are based on recordings with the guitarist Thomas Kjekstad.

A projector, four speakers like JBL Aeon, a microphone like Shure SM 58, a mixer routing signal to the four speakers, a six channel Soundcard, a Macintosh computer running MiR 2022 Pro Tools Session hosting GRM PitchAccum, GRM SpaceFilter, iZotope Trash 2, moogfooger RingModulator, T-Racks Tape Echo and AIR Multi-Delay plugins are needed for a performance.

Reload GRM PitchAccum preset 1 MiR PitchAccum 01 and GRM SpaceFilter 4 MiR Spacefilter 01 before a performance.

Speakers and screen placement: The screen is placed behind and higher than the performer. Projector adjusted to the screen and not disturbing the audience



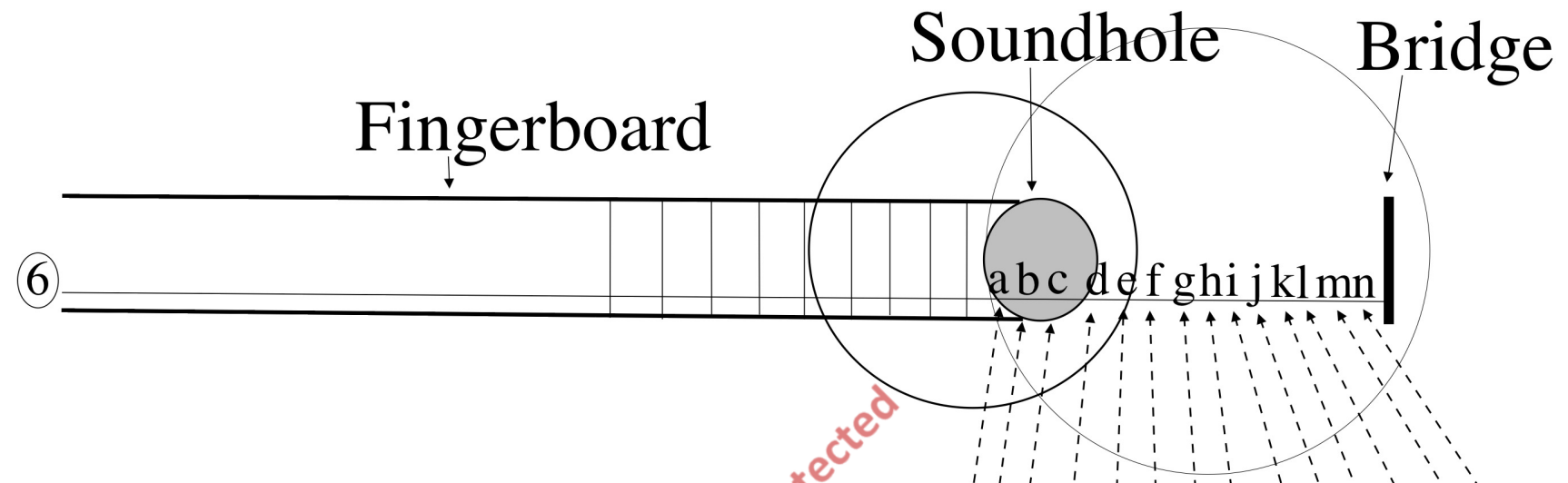


NB
noter

This music is copyright protected

Notation MiR

Chart natural harmonics:



1. Chart natural harmonics:

Shown with E (6. string) as fundamental. The principle is the same for all strings. The distance between the different places to play is oversized on the illustration. Natural harmonics do not sound quite like the "tempered" notation. The guitar sounds one octave lower than notated.

2. Soft tremolo:

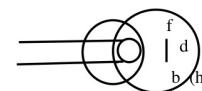
Use the skin of the i-finger and rub the actual strings fast up and down vertically. Left hand holding the given notes.

3. Digital Signal Processor:

Type of realtime-processor, on and off is indicated in the boxes. The time-indicator on the El. staff.

4. Drumming on the body of the guitar:

Drum at the given places on the body of the guitar.



5. Electronics:

Cues (type of sound and prerecorded frases), background sounds and dynamics are alle indicated in the score.

g

Z = soft tremolo

DSP: Harm. Z on

3

pp

f d b (h)

Rhythmic sound II

Quadrophonic backgr. II

03:58 f mp 09:16

MiR

Karsten Brustad

play through the microphone

DSP: on

play at c nat. ham.
chart use i - and p - finger

play at c nat. ham.
chart use i - and p - finger

A

♩ = 60

10

Guitar 1

8va

play at c nat. ham.
chart use i - and p - finger

8va

8va

Electronics

00:00

00:35

Quadrophonic backgr. I

Cue: guitar-harm.

10

hold this chord with
the left hand fingers

hold this chord with
the left hand fingers

play at c nat. ham.
chart use i - and p - finger

8va

play at c nat. ham.
chart use i - and p - finger

artificial harmonics
use i - and p - finger

play at b nat. ham. chart
use i - and p - finger

play at b nat. ham. chart
use i - and p - finger

18

Gtr. 1

8va

8va

8va

harm. XII

hold this chord with
the left hand fingers

mf

mf

mf

mf

play at c nat. ham.
chart use i - and p - finger

8va

play at b nat. ham. chart
use i - and p - finger

play at c nat. ham.
chart use i - and p - finger

27

Gtr. 1

8va

8va

hold this chord with
the left hand fingers

f

mp

p

pp

mf

Cue: guitar-frase I

f

mp

MiR

DSP: off

artificial harmonics
use i - and p - finger

Gtr. 1

El.

36

mf

f

6

artificial harmonics
use i - and p - finger

DSP: on

DSP: off

Gtr. 1

El.

44

f

pp

p

pp

pp

mf

Gtr. 1

El.

54

f

pp

pp

f

Rhythmic sound I

Rhythmic sound II

03:36

03:39

03:58

harm. XII

4

Gtr. 1

El.

61

pp

mp

mf

f

mp

f

pp

mp

Athmospheric sound

04:27

MiR

Gtr. 1

70

pp

pp

ff

arp.

El.

Gtr. 1

75

p

pp

B

Rhythmic backgr.

05:12

05:16

El.

Improvise based on the frases in the boxes, change freely between them. Durata: ca. 2 min.

Senza misura

Gtr. 1

83

ff

mf

fff

El.

Gtr. 1

85

mf

f

fff

mf

El.

Cue: guitar-frase II at the end of part B

07:12

C guitar solo:

MiR

Z = soft tremolo
sul ponticello

Gtr. 1
El.

111 dolce
ppp
ppp < pp > ppp
pp dolce
ppp < pp > ppp
pp dolce
ppp < pp > ppp
pp dolce
ppp < pp > ppp
pp dolce
ppp < pp > ppp
pp dolce poco a poco norm.
pp
p
mp
mf
f

07:20

Gtr. 1
El.

121 Z sul ponticello
ppp < pp > ppp
mf < f > p
Z sul ponticello
ppp < mf > ppp
p
norm.
p
mf
Z sul ponticello
ppp

Gtr. 1
El.

127
mf < f > f
Z sul ponticello
ppp < f > p
mf
pp
norm.
mp
f
harm. XII
mp < mf > mf

Gtr. 1
El.

133
mf
f
p
pp
Z C XII dolce
p

D

MiR

artificial harmonics
use i - and p - finger

DSP: on

Z
sul ponticello

Gtr. 1

139

mp

pp *mp* *pp* *pp* *mf*

El.

Quadrophonic backgr. II

09:20

Beat + reverb

Impro. pross. 01

Gtr. 1

146

norm.

pp *mf* *pp* *ff* *p* *mf* *p*

arp.

El.

Impro. pross. 02

Beat + reverb

Impro. pross. 02

09:55

Gtr. 1

153

pp *mf* *f* *pp* *mf* *mp*

arp.

DSP: old off new on

El.

Gtr. 1

160

ff *pp* *pp*

harm. XII

harm. XII

harm. XIX

8va - - - -

El.

DSP: off

8va-----

Gtr. 1

165

mf

mf

ff

mf

ff

mf

ff

ff

tamboura

ppp

f

mp

f

mf

tamboura

El.

MiR

artificial harmonics use i - and p - finger

8va-----

Gtr. 1

174

mp

ff

pp

p

mf

mp

f

pp

f

p

El.

artificial harmonics use i - and p - finger

Gtr. 1

181

f

pp

f

p

pp

El.

sul ponticello

dolce

poco a poco norm.

Gtr. 1

188

ff

pp

mf

ff

pp

tamboura

harm. XII

harm. XII

El.

artificial harmonics use i - and p - finger

8va-----

MiR

Gtr. 1

191

mp

f

pp

ff

harm. XII

harm. XII

El.

Gtr. 1

196

DSP: on

Z sul ponticello

pp

ff

pp

ff

harm. XII

El.

Gtr. 1

202

ff

p

ff

pp

pp *mf* *pp*

El.

Gtr. 1

208

DSP: off

arp.

p

pp

mf

pp *mf* *pp*

p

f

mf

f

El.

13:44

E

artificial harmonics use i - and p - finger

Z sul ponticello

artificial harmonics use i - and p - finger

play at g nat. ham. chart use i - and p - finger

hold this chord with the left hand fingers

MiR

artificial harmonics use i - and p - finger

artificial harmonics use i - and p - finger

DSP: on

play at d nat. ham. chart use i - and p - finger

play at e, f, g, h nat. ham. chart use i - and p - finger

8va

Gtr. 1

mf

mp

f

mp

mf

f

pp

mf

pp

El.

Harm. pross. 03

Chord 03

Chord 03 pross.

14:29 14:31 14:33 14:36

hold this chord with the left hand fingers

Z C XII

artificial harmonics use i - and p - finger

play at e nat. ham. chart use i - and p - finger

8va

Gtr. 1

mf

ppp

mp

p

mf

mf

pp

mf

pp

El.

drumming on the body of the guitar

tamboura

Z sul ponticello

hold this chord with the left hand fingers

artificial harmonics use i - and p - finger

play at e, k.l.m.n nat. ham. chart use i - and p - finger

8va

Gtr. 1

mf

pp

pp

f

pp

pp

El.

tamboura

play at a, c nat. ham. chart use i - and p - finger

drumming on the body of the guitar

play at d nat. ham. chart use i - and p - finger

play at d nat. ham. chart use i - and p - finger

8va

Gtr. 1

ppp

p

mf

f

pp

pp

El.

hold this chord with the left hand fingers

hold this chord with the left hand fingers

hold this chord with the left hand fingers

tamboura

play at c, d, e nat. ham. chart use i - and p - finger

harm. XIX

play at c, d, e nat. ham. chart use i - and p - finger

harm. XIX

Z sul ponticello

drumming on the body of the guitar

play at c nat. ham. chart use i - and p - finger

harm. XIX

Gtr. 1

El.

249

f 6 5

hold this chord with the left hand fingers

f

hold this chord with the left hand fingers

ppp *mp*

m i p 6 6 3

mf

play at e nat. ham. chart use i - and p - finger

8va 6

play at f nat. ham. chart use i - and p - finger

8va 6

play at c nat. ham. chart use i - and p - finger

8va 7

play at c nat. ham. chart use i - and p - finger

8va

Gtr. 1

El.

257

mf

hold this chord with the left hand fingers

f

hold this chord with the left hand fingers

mf

hold this chord with the left hand fingers

mf

play at c nat. ham. chart use i - and p - finger

8va 6

artificial harmonics use i - and p - finger

artificial harmonics use i - and p - finger

Gtr. 1

El.

264

mf

hold this chord with the left hand fingers

mp

p

artificial harmonics use i - and p - finger

Z sul ponticello

DSP: off

microphone: mute

Gtr. 1

El.

271

p

pp *pppp*

16

16

Out