

**Logo usage guidelines for the Fosse Lecture and  
the Fosse Prize for Translators**



- 01 Main logo**
- 02 Logo family**
- 03 Placement and rules for use**
- 04 Examples of use**

## 01 Main logo

The main logo is available in two languages and in two versions – one left-aligned and one centred – in addition to an emblem. The two versions have equal preference.

You can download them from nb.no in the following file formats:

**Print:** eps, pdf **Web:** jpg, svg **Office:** png

Below is an overview of the main versions of the logo.

### Fosse Lecture Norwegian

---

00 Emblem



01 Left-aligned



**Fosseforedraget**

02 Centred logo



**Fosseforedraget**

### Fosse Lecture English

---

00 Emblem



01 Left-aligned



**The Fosse Lecture**

02 Centred logo




**The Fosse Lecture**


### Fosse Prize Norwegian

---

00 Emblem



01 Left-aligned



**Fosseprisen**  
for omsetjarar

02 Centred logo



**Fosseprisen**  
for omsetjarar


### Fosse Prize English

---

00 Emblem



01 Left-aligned



**The Fosse Prize**  
for Translators

02 Centred logo




**The Fosse Prize**  
for Translators


**02 Logo family**  
Fosse Lecture  
Norwegian

Below are all the variants of the logo.

00 Emblem




Black



Dark green



Light green



White

01 Left-aligned



**Fosseforedraget**



**Fosseforedraget**



**Fosseforedraget**



**Fosseforedraget**

02 Centred logo



**Fosseforedraget**



**Fosseforedraget**



**Fosseforedraget**



**Fosseforedraget**

Black

Dark green


Light green

White


**02 Logo family**  
Fosse Lecture  
English

Below are all the variants of the logo.

00 Emblem



Black



Dark green



Light green



White

01 Left-aligned



**The Fosse Lecture**



**The Fosse Lecture**



**The Fosse Lecture**



**The Fosse Lecture**

02 Centred logo



**The Fosse Lecture**



**The Fosse Lecture**



**The Fosse Lecture**



**The Fosse Lecture**

Black

Dark green

Light green


White

**02 Logo family**

Fosse Prize  
Norwegian

Below are all the variants of the logo.

00 Emblem




Black



Dark green



Light green



White

01 Left-aligned



**Fosseprisen**  
for omsetjarar



**Fosseprisen**  
for omsetjarar



**Fosseprisen**  
for omsetjarar



**Fosseprisen**  
for omsetjarar

02 Centred logo



**Fosseprisen**  
for omsetjarar



**Fosseprisen**  
for omsetjarar



**Fosseprisen**  
for omsetjarar



**Fosseprisen**  
for omsetjarar

Black

Dark green

Light green

White


## 02 Logo family

Fosse Prize


English

Below are all the variants of the logo.


### 00 Emblem




Black



Dark green



Light green



White

### 01 Left-aligned



**The Fosse Prize**  
for Translators



**The Fosse Prize**  
for Translators



**The Fosse Prize**  
for Translators



**The Fosse Prize**  
for Translators

### 02 Centred logo



**The Fosse Prize**  
for Translators



**The Fosse Prize**  
for Translators



**The Fosse Prize**  
for Translators



**The Fosse Prize**  
for Translators

Black

Dark green

Light green

White

### 03 Placement and rules for use

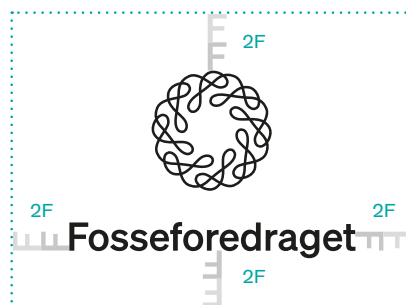

Clear space

- The main rule is that the distance from the logo to the outer edge of a format should be equivalent to at least **2F**. This distance also serves as the clear space around the logo. This means no other element should be placed within this area.
- When both logos are combined, the distance between them should be at least **4F**.
- For the smaller formats, the black-and-white logo is more legible.
- The logo colours cannot be changed.

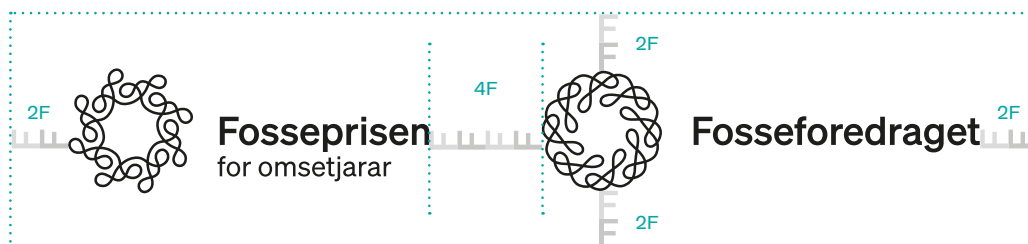
Fosse Prize



Fosse Lecture



Logo combinations





### 03 Placement and rules for use

#### Combinations

- All combinations must use logos from the same variant group.

#### Correct use

Version 01

Version 01



Version 02


Version 02



#### Incorrect use

Version 01

Version 02



#### 04 Examples of use

If you have questions about the logo or how to use it, please contact:

**Anders Bergesen**  
**Superultraplus Designstudio AS**  
[anders@superultraplus.no](mailto:anders@superultraplus.no)

